




DECADES AHEAD[®]
high power RF devices

Werlatone[®], Inc.

17 Jon Barrett Road Patterson, New York 12563
 T (845) 278 2220 www.werlatone.com
 F (845) 278 3440 sales@werlatone.com

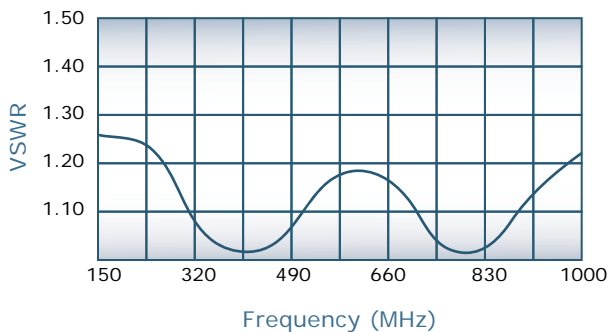
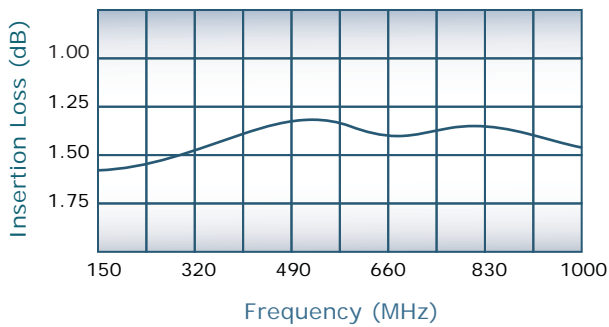
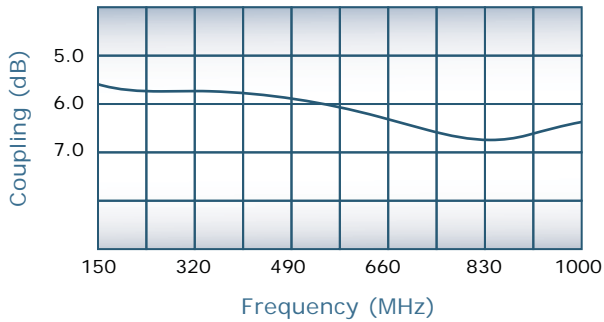


6 dB Uni-Directional Tap
Model C5878

| | |
|-----------------|-----------------|
| Frequency: | 150 - 1000 MHz |
| Power: | 350 W CW |
| Coupling: | 6 ± 1.0 dB Nom. |
| Insertion Loss: | 0.5 dB Max. * |
| VSWR: | 1.30:1 Max. |
| Flatness: | 1.0 dB Max. |



For In-Building Applications



Notes

- * Does not include theoretical coupling loss
- All specifications guaranteed
- Test data provided with each unit shipped
- Alternate connector configurations upon request
- Operating Temperature: -55°C to +85°C

Connector Configurations

| Model | J1, J2 (Main Line) | J3 (Coupled Port) |
|----------|--------------------|-------------------|
| C5878-10 | N Female | N Female |
| C5878-20 | 7/16 Female | N Female |
| C5878-24 | 7/16 Female | 7/16 Female |

