



**DECADES AHEAD<sup>®</sup>**  
**high power RF devices**

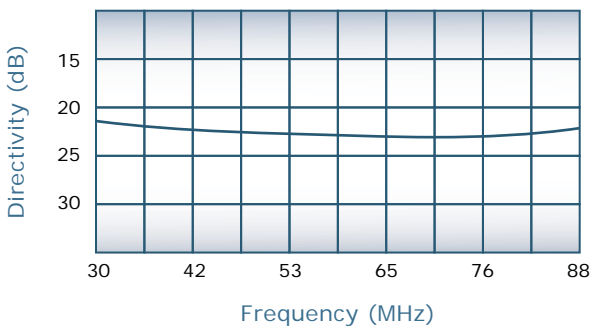
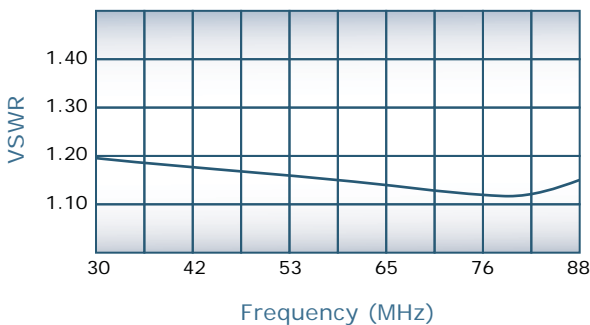
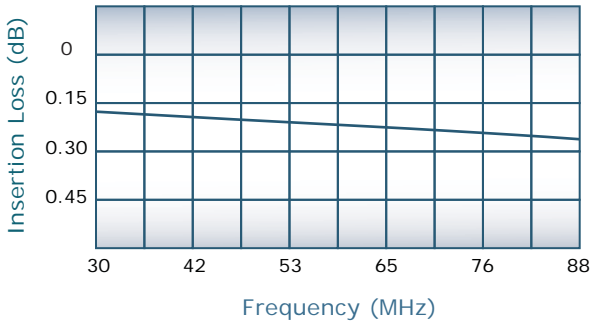
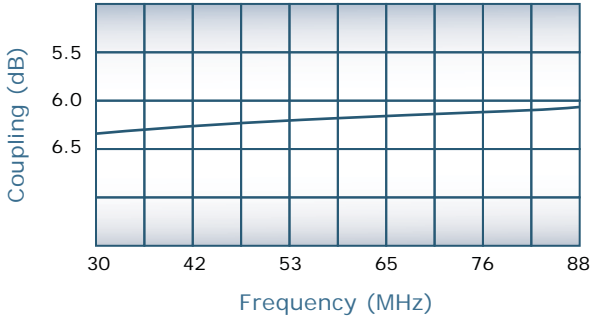
**Werlatone<sup>®</sup>, Inc.**

17 Jon Barrett Road Patterson, New York 12563  
 T (845) 278 2220      www.werlatone.com  
 F (845) 278 3440      sales@werlatone.com



**6 dB Uni-Directional Coupler**  
**Model C5011**

|                 |                 |
|-----------------|-----------------|
| Frequency:      | 30 - 88 MHz     |
| Power:          | 100 W CW        |
| Coupling:       | 6 ± 1.0 dB Nom. |
| Insertion Loss: | 0.3 dB Max. *   |
| VSWR:           | 1.30:1 Max.     |
| Flatness:       | 0.5 dB Max.     |
| Directivity:    | 20 dB Min.      |



**Notes**

- \* Does not include Theoretical Coupling Loss
- All specifications guaranteed
- Test data provided with each unit shipped
- Weight: 0.75 Pounds
- Operating Temperature: -55°C to +75°C

**Connector Configurations**

| Model     | J1,J2 (Main Line) | J3 (Coupled Port) |
|-----------|-------------------|-------------------|
| C5011-10  | N Female          | N Female          |
| C5011-12  | N Female          | SMA               |
| C5011-102 | SMA               | SMA               |

