



PRODUCT DATA SHEET

C5011

3-Port Uni-Directional Coupler: Consists of a main line and a coupled line. One end of the coupled line is internally terminated, while the other end serves as a coupled port. Ideal for sampling and monitoring power in one direction at a given time. It is necessary to physically reverse the orientation of the unit to change from a forward to a reverse power measurement.

Features:

High Power Wide Bandwidths Small Size Flat Coupling Custom Designs Available

Electrical Specifications:

Frequency: 30 - 88 MHz
Power: 100 W CW
Coupling: 6 ± 1.0 dB Max.
Insertion Loss: 0.3 dB Max.
Flatness: ± 0.5 dB Max.
VSWR (ML): 1.30:1 Max.
Directivity: 20 dB Min.

Mechanical Specifications:

Type: Connectorized
Material: Aluminum 6061-T6
Surface Finish: Chem. Film Per MIL-DTL-5541F
Type I Class 3 (Yellow Iridite)
RoHS Compliant Available
Operating Temperature: -55°C to +75°C
Storage Temperature: -60°C to +85°C
Humidity: 95% Non-Condensing
Size: 3 x 3 x 1.5"
Weight: 0.75 lbs.

Port Configurations:

Model	Input (J1)	Output (J2)	Fwd (J3)
C5011-10	N Female	N Female	N Female
C5011-12	N Female	N Female	SMA
C5011-102	SMA	SMA	SMA

Werlatone® Broadband Dual, Uni, and Bi Directional RF Couplers are designed to tolerate the most stringent operating conditions associated with military and EMC testing environments. Many of our RF Directional Couplers, designated Mismatch Tolerant®, will operate continuously, at rated power, into a severe load mismatch condition. Our multi-octave Directional Couplers maintain exceptional coupling flatness, directivity, VSWR, and insertion loss.

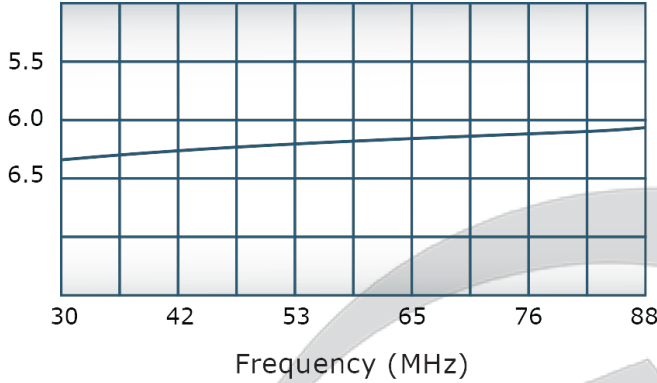
Restriction on use, duplication, or disclosure of proprietary information. This document contains proprietary information which is the sole property of Werlatone, Inc.

Werlatone, Inc. 17 Jon Barrett Road Patterson, NY 12563 T:(845)278-2220 F:(845)278-3440 sales@werlatone.com www.werlatone.com

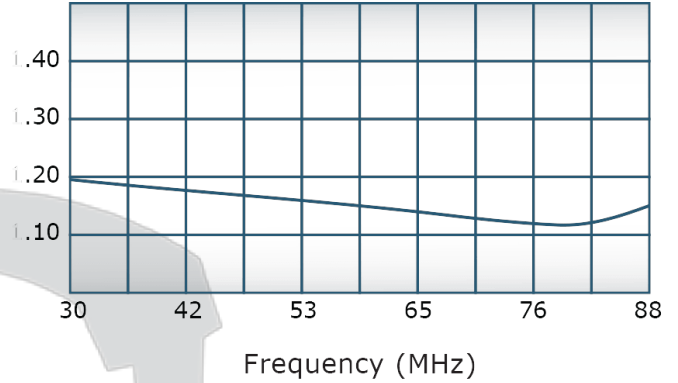


Performance Data (Specifications subject to change without notice):

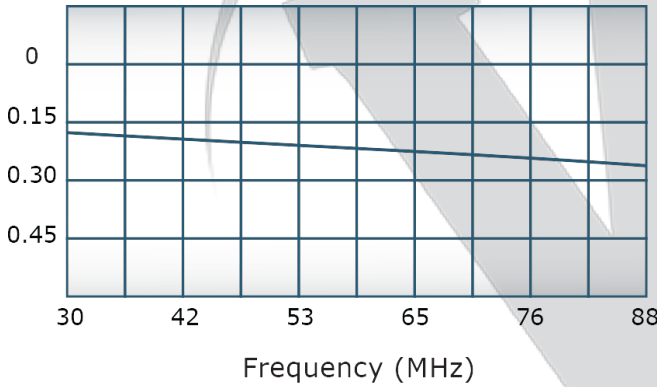
Coupling:



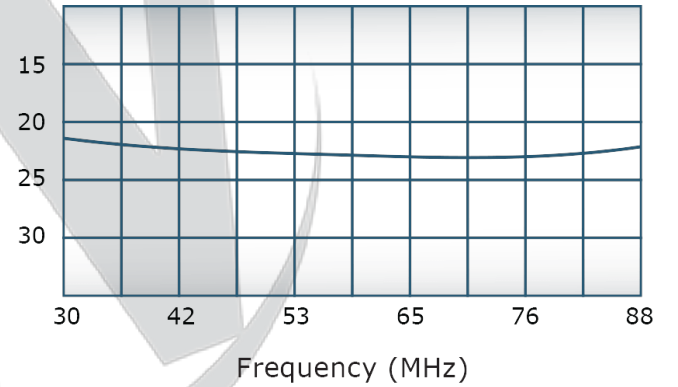
VSWR:



Insertion Loss:



Directivity:

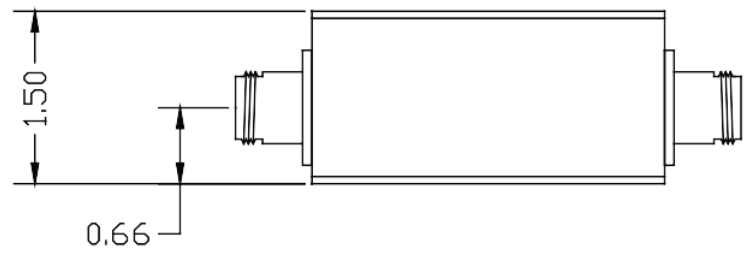
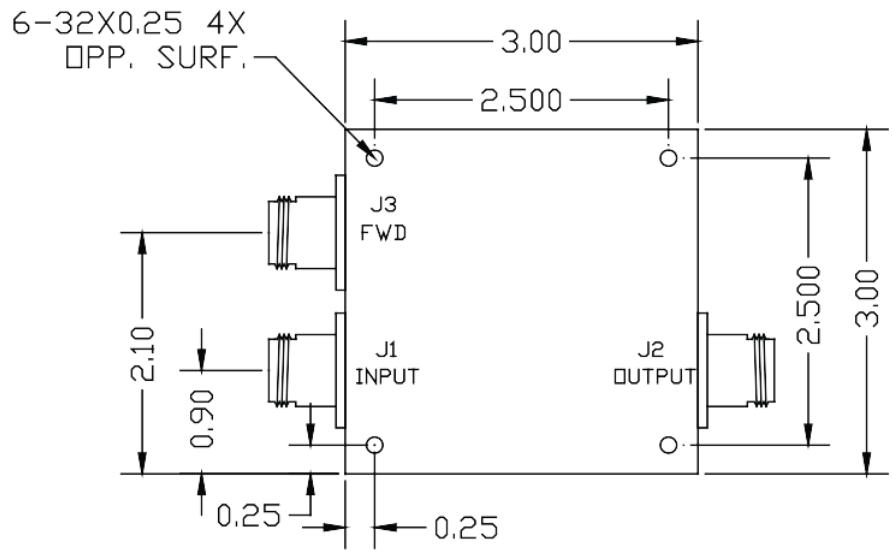


Restriction on use, duplication, or disclosure of proprietary information. This document contains proprietary information which is the sole property of

Werlatone, Inc.

Werlatone, Inc. 17 Jon Barrett Road Patterson, NY 12563 T:(845)278-2220 F:(845)278-3440 sales@werlatone.com www.werlatone.com

DATE	SYM	REVISION RECORD	AUTH	DR	CK



THIS DRAWING CONTAINS INFORMATION
PROPRIETARY TO WERLATONE INC. AND
MAY NOT BE USED OR COPIED WITHOUT
THE WRITTEN CONSENT OF WERLATONE INC.

TOLERANCE	WERLATONE INC.		
XX +/- .015 XXX +/- .005	SCALE	DRAWN BY: RH	APPVD BY:
X			
DATE 7/19/01	DRAWING NUMBER		

Restriction on use, duplication, or disclosure of proprietary information. This document contains proprietary information which is the sole property of Werlatone, Inc.
Werlatone, Inc. 17 Jon Barrett Road Patterson, NY 12563 T:(845)278-2220 F:(845)278-3440 sales@werlatone.com www.werlatone.com