



**DECADES AHEAD<sup>®</sup>**  
high power RF devices

**Werlatone<sup>®</sup>, Inc.**

17 Jon Barrett Road Patterson, New York 12563  
T (845) 278 2220      www.werlatone.com  
F (845) 278 3440      sales@werlatone.com



## 2-Way Combiner/Divider

### Model D8682

Frequency: 20 - 1000 MHz

Power: 500 W CW

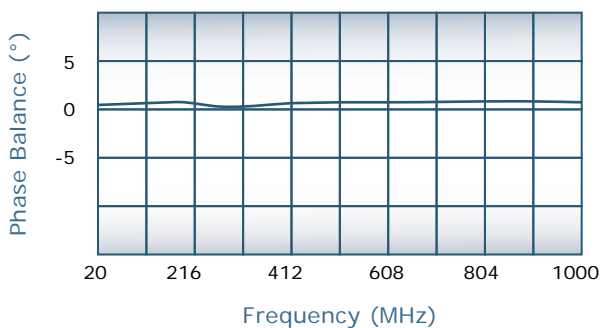
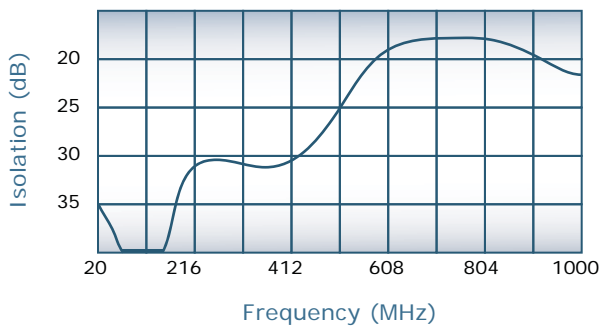
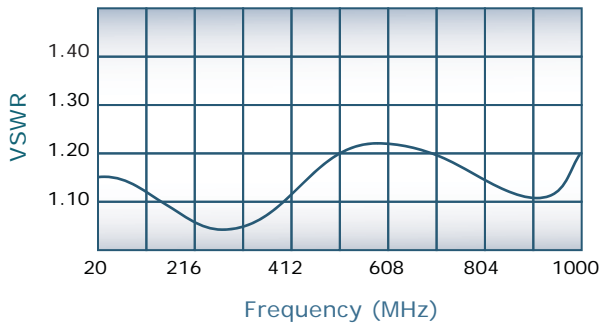
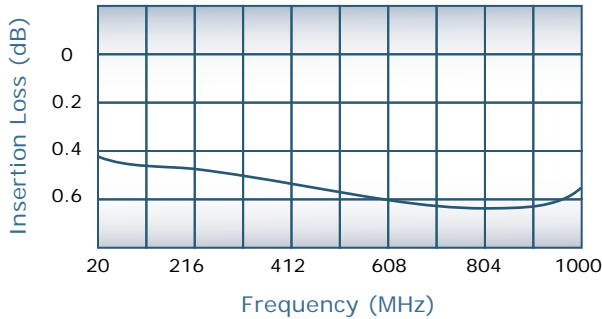
Insertion Loss: 0.7 dB Max.

VSWR: 1.35:1 Max.

Isolation: 15 dB Min.

Phase Balance:  $\pm 5^\circ$  Max.

Amplitude Balance: 0.3 dB Max.



#### Notes

- All specifications guaranteed
- Test data provided with each unit shipped
- Alternate connector configurations upon request
- Weight: 7 Pounds
- Operating Temperature: -55°C to +75°C

[View Audiovisual Presentation](#)

#### Connector Configurations

Model	J1 (Sum Port)	J2,J3 (Input/Output)
D8682-10	N Female	N Female
D8682-12	N Female	SMA
D8682-41	SC Female	N Female

