



PRODUCT DATA SHEET

D8682

Werlatone® Mismatch Tolerant® High Power Broadband RF Combiners and Dividers will operate into High Load VSWR Conditions, for extended periods, without damage. With extensive experience as a supplier to military platforms worldwide **Werlatone®** designs its High Power Broadband Combiners, Power Dividers, and N-Way Combiners for proper operation in the most stringent operating conditions.

Features:

High Power Wide Bandwidths Small Size High Isolation Custom Designs Available

Electrical Specifications:

Frequency: 20 - 1000 MHz
 Power: 500 W CW
 Insertion Loss: 0.7 dB Max.
 VSWR: 1.35:1 Max.
 Phase Balance: ± 5° Max.
 Amplitude Balance: ± 0.3 dB Max.
 Isolation: 15 dB Min.

Mechanical Specifications:

Type: Connectorized
 Material: Aluminum 6061-T6
 Surface Finish: Chem. Film Per MIL-DTL-5541F Type I Class 3 (Yellow Iridite) RoHS Compliant Available
 Operating Temperature: -55°C to +75°C
 Storage Temperature: -60°C to +85°C
 Weight: 2 lbs.
 Size: 5.2 x 2.65 x 1.8"

Connector Configurations:

Model	Sum Port (J1)	Input/Output (J2)	Input/Output (J3)
D8682-10	N Female	N Female	N Female
D8682-12	N Female	SMA	SMA
D8682-13	N Female	BNC	BNC
D8682-41	SC Female	N Female	N Female

When specified, Werlatone® High Power Combiners and RF Dividers will tolerate full input failures on adjacent port(s). This insures that remaining transmitter(s) may continue to operate until the amplifier system can be properly shut down for maintenance. Choose your specific connector configuration from a list of options. Additional connector configurations for our High Power RF Combiners/Dividers, Non-Coherent Combiners, and N-Way Combiners are available upon request.

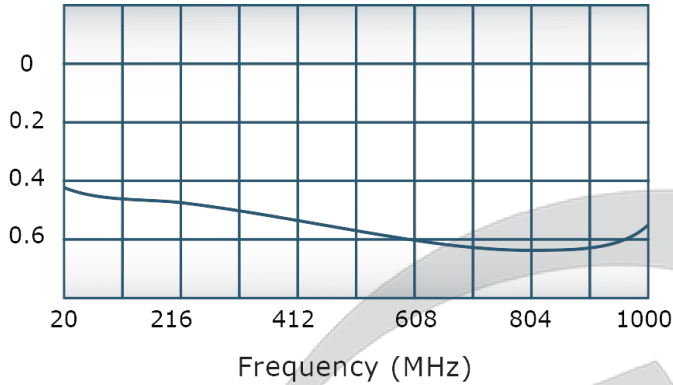
Restriction on use, duplication, or disclosure of proprietary information. This document contains proprietary information which is the sole property of Werlatone, Inc.

Werlatone, Inc. 17 Jon Barrett Road Patterson, NY 12563 T:(845)278-2220 F:(845)278-3440 sales@werlatone.com www.werlatone.com

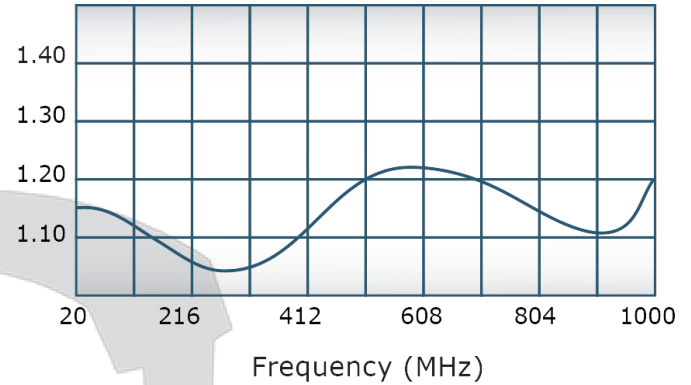


Performance Data (Specifications subject to change without notice):

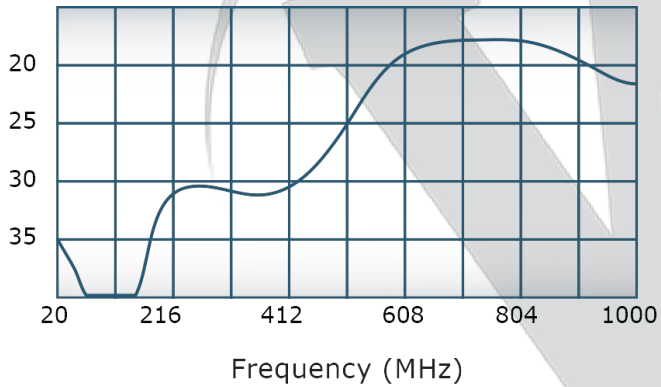
Insertion Loss:



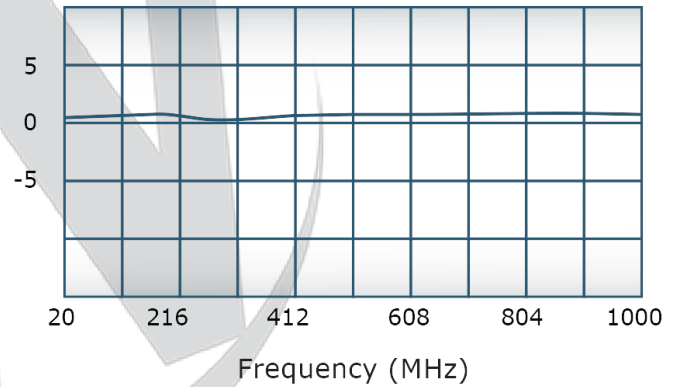
VSWR:



Isolation:



Phase Balance:



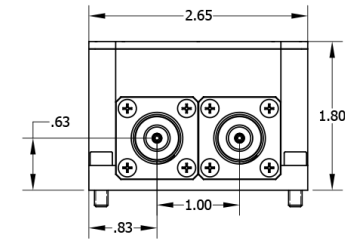
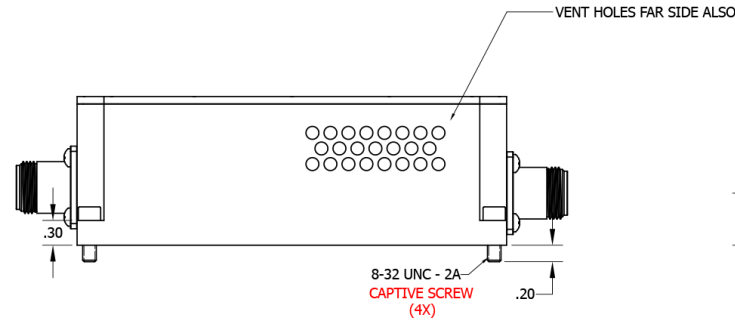
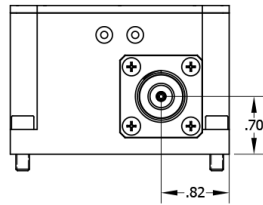
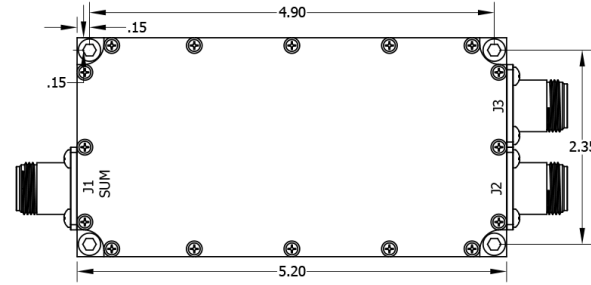
Restriction on use, duplication, or disclosure of proprietary information. This document contains proprietary information which is the sole property of

Werlatone, Inc.

Werlatone, Inc. 17 Jon Barrett Road Patterson, NY 12563 T:(845)278-2220 F:(845)278-3440 sales@werlatone.com www.werlatone.com

RESTRICTION ON USE, DUPLICATION OR DISCLOSURE OF PROPRIETARY INFORMATION
This document contains proprietary information which is the sole property of Werlatone, Inc.

REVISION HISTORY					
DATE	REV	REVISION RECORD	AUTH	CHK	APPV



<small>UNLESS OTHERWISE SPECIFIED</small> * INTERPRET DRAWING IAW MIL-STD-100 * DIMENSIONING PER: ASME Y14.5M-2009 * PARENTHETICAL INFO FOR REF ONLY * DIMENSIONS ARE IN INCHES * DIMENSIONAL LIMITS APPLY BEFORE PROCESSES * TOLERANCES: ANGLES ± 2° .XXX ± .005 .XX ± .015	DWN	DATE	WERLATONE SINCE 1965 2095 Route 22 Brewster, NY 10509		
	PR	7/8/2010			
	CHK	DATE	TITLE		
	CS	7/8/2010	OUTLINE		
ENGR	DATE	USED ON			
MFR	DATE				
QA	DATE	SIZE	CAGE CODE	DWG NO	REV
RLSE	DATE	A	28812	20663-500	
		SCALE			SHEET 1 OF 1

Restriction on use, duplication, or disclosure of proprietary information. This document contains proprietary information which is the sole property of Werlatone, Inc.
Werlatone, Inc. 17 Jon Barrett Road Patterson, NY 12563 T:(845)278-2220 F:(845)278-3440 sales@werlatone.com www.werlatone.com