



DECADES AHEAD[®]
high power RF devices

Werlatone[®], Inc.

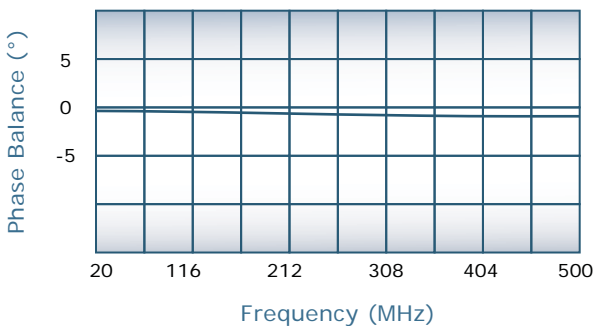
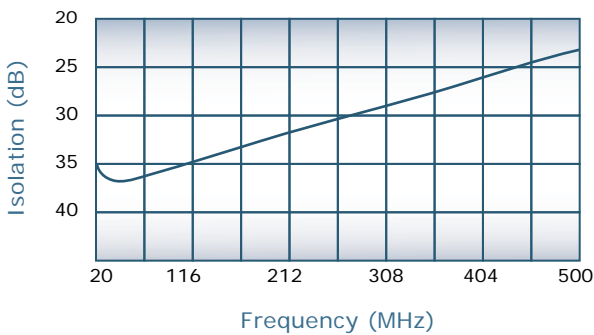
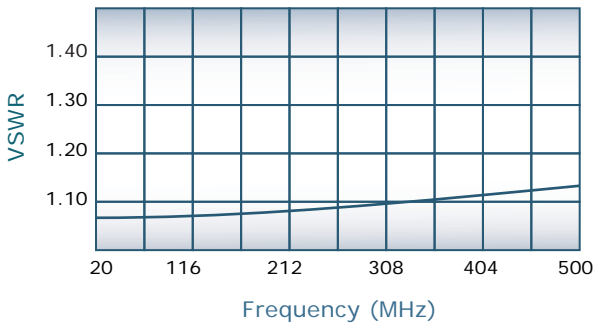
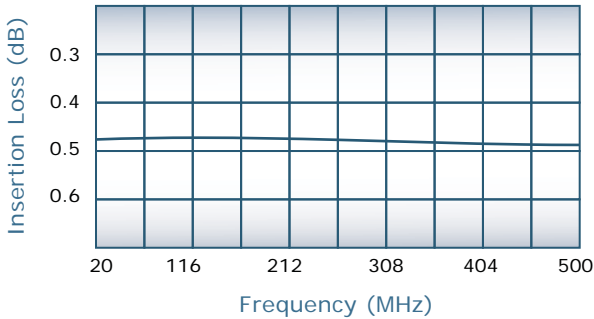
17 Jon Barrett Road Patterson, New York 12563
 T (845) 278 2220 www.werlatone.com
 F (845) 278 3440 sales@werlatone.com



2-Way Combiner/Divider

Model D8444

Frequency:	20 - 500 MHz
Power:	25 W CW
Insertion Loss:	0.5 dB Max.
VSWR:	1.30:1 Max.
Isolation:	20 dB Min.
Phase Balance:	± 5° Max.
Amplitude Balance:	0.2 dB Max.



Notes

- All specifications guaranteed
- Test data provided with each unit shipped
- Alternate connector configurations upon request
- Weight: 0.25 Pounds
- Operating Temperature: -55°C to +75°C

Connector Configurations

Model	J1 (Sum Port)	J2, J3 (Input/Output)
D8444-102	SMA	SMA
D8444-102RT	Rt. Angle SMA	Rt. Angle SMA

