



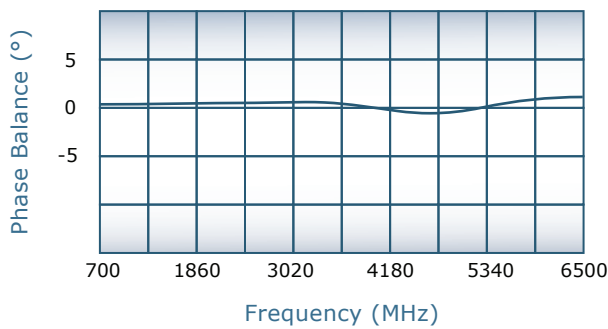
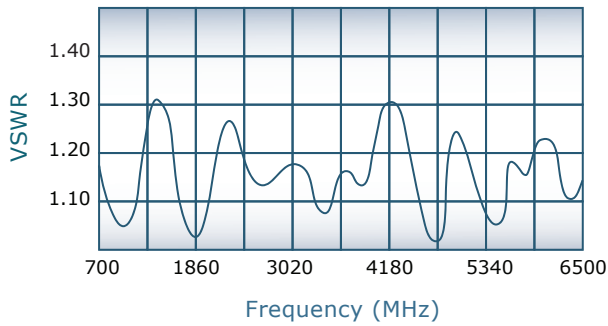
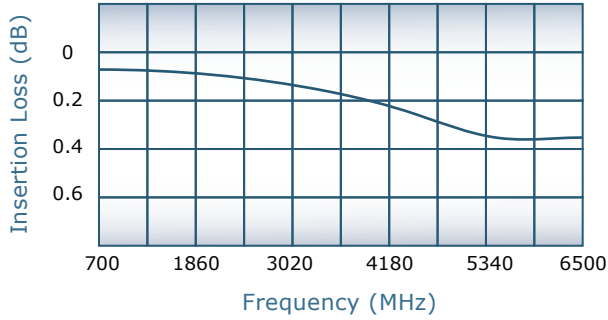
DECADES AHEAD[®]
high power RF devices

Werlatone[®], Inc.

17 Jon Barrett Road Patterson, New York 12563
T (845) 278 2220 www.werlatone.com
F (845) 278 3440 sales@werlatone.com

2-Way Combiner/Divider

Model D10803



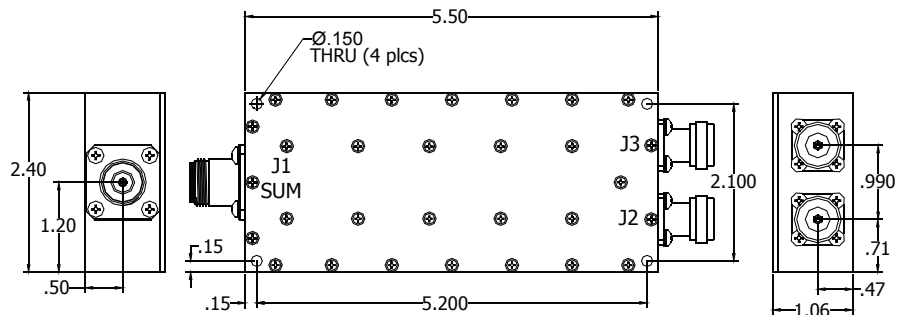
Frequency:	700 - 6500 MHz
Power:	300 W CW
Insertion Loss:	0.6 dB Max.
VSWR:	1.40:1 Max.
Isolation:	Non-Isolated
Phase Balance:	± 5° Max.
Amplitude Balance:	± 0.2 dB Max.

Notes

- All specifications guaranteed
- Test data provided with each unit shipped
- Alternate connector configurations upon request
- Weight: 1.3 pounds
- Operating Temperature: -55°C to +75°C

Connector Configurations

Model	J1 (Sum Port)	J2,J3 (Input/Output)
D10803-10	N Female	N Female
D10803-20	7/16 Female	N Female
D10803-41	SC Female	N Female



SINCE 1965

