



DECADES AHEAD[®]
high power RF devices

Werlatone[®], Inc.

17 Jon Barrett Road Patterson, New York 12563
T (845) 278 2220 www.werlatone.com
F (845) 278 3440 sales@werlatone.com

2-Way Combiner/Divider

Model D10055

Frequency: 960 - 1215 MHz

Power: 200 W CW
3 kW Peak

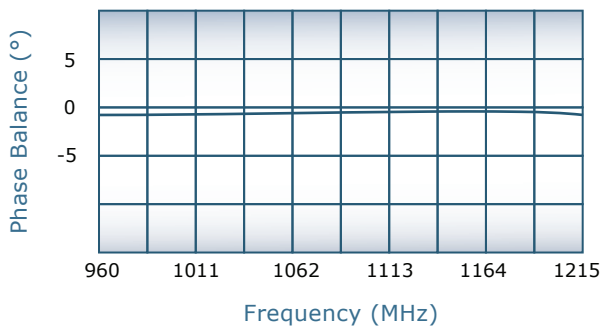
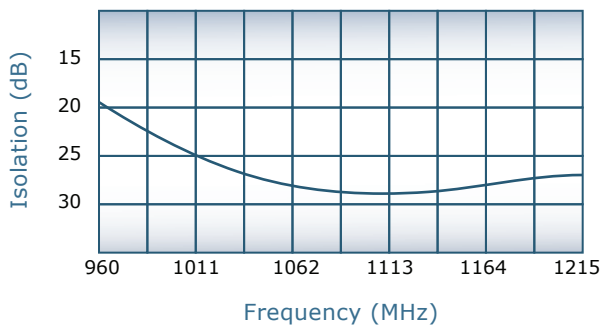
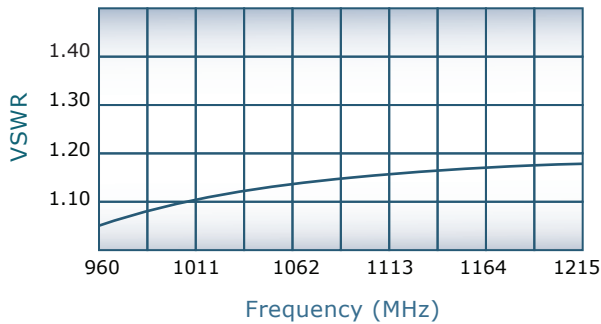
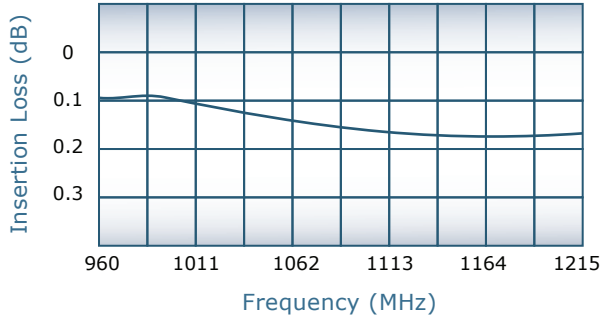
Insertion Loss: 0.2 dB Max.

VSWR: 1.30:1 Max.

Isolation: 18 dB Min.

Phase Balance: $\pm 2^\circ$ Max.

Amplitude Balance: 0.1 dB Max.



Notes

- All specifications guaranteed
- Test data provided with each unit shipped
- Alternate connector configurations upon request
- Operating Temperature: -55°C to +75°C

Connector Configurations

Model	J1 (Sum Port)	J2,J3 (Input/Output)
D10055-10	N Female	N Female
D10055-12	N Female	SMA

