



DECADES AHEAD[®]
high power RF devices

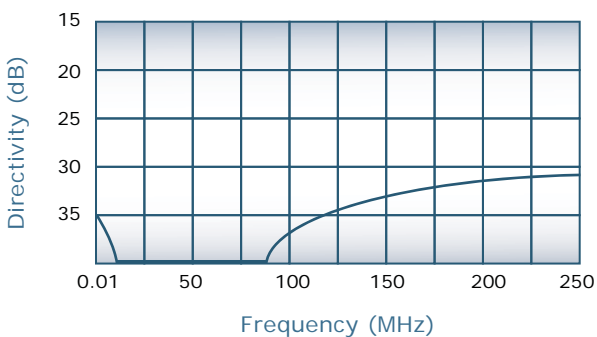
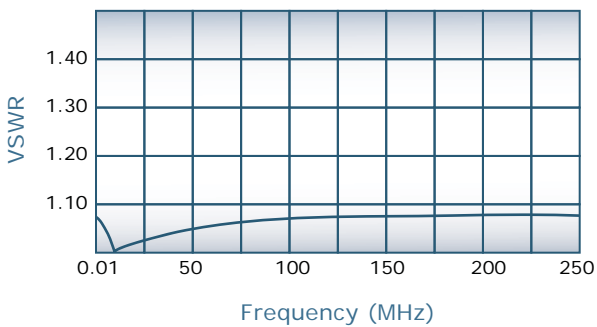
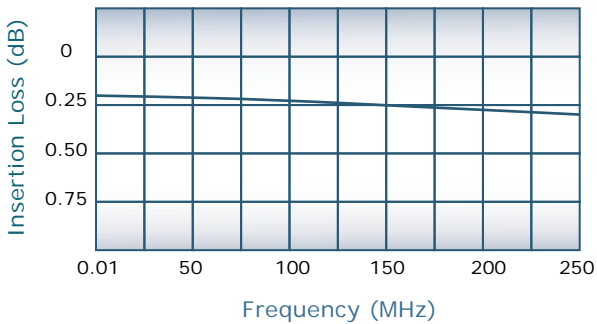
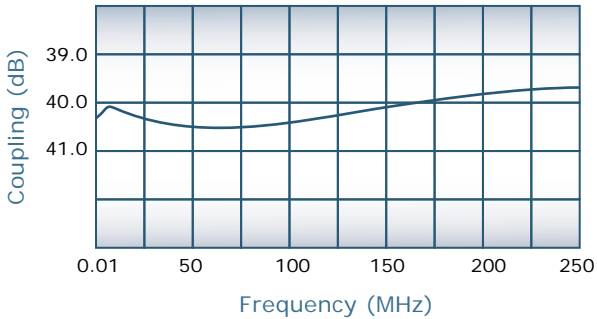
Werlatone[®], Inc.

17 Jon Barrett Road Patterson, New York 12563
T (845) 278 2220 www.werlatone.com
F (845) 278 3440 sales@werlatone.com



40 dB Dual Directional Coupler
Model C9475

Frequency:	0.01 - 250 MHz
Power:	100 W CW
Coupling:	40 ± 1.0 dB Nom.
Insertion Loss:	0.5 dB Max. *
VSWR:	1.10: 1 Max.
Flatness:	± 0.5 dB Max.
Directivity:	20 dB Min.



Mismatch Tolerant[®] Design

Notes

- * Does not include theoretical coupling loss
- Designed to operate, at rated power, into an Infinite VSWR
- All specifications guaranteed
- Test data provided with each unit shipped
- Weight: 1.75 Pounds
- Operating Temperature: -55°C to +75°C
- Uni-Directional version available

Mismatch Tolerant[®] is a registered trademark of **Werlatone, Inc.**

Connector Configurations

Model	J1,J2 (Main Line)	J3,J4 (Coupled Ports)
C9475-10	N Female	N Female
C9475-12	N Female	SMA
C9475-13	N Female	BNC
C9475-102	SMA	SMA

