



DECADES AHEAD[®]
high power RF devices

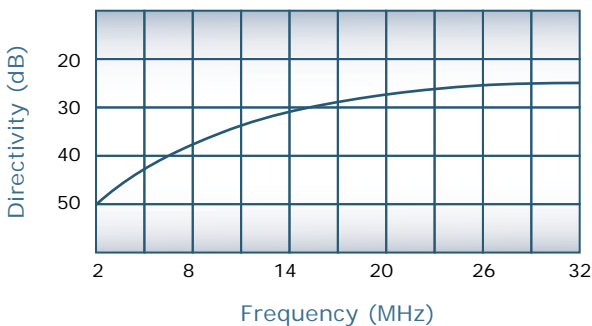
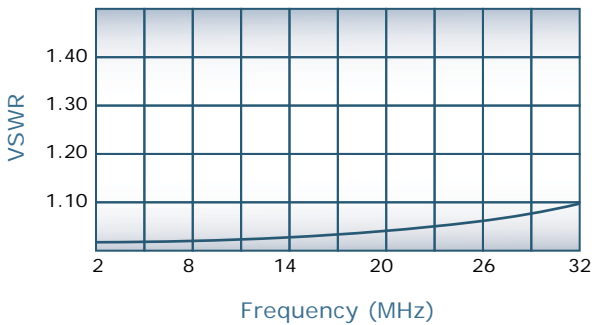
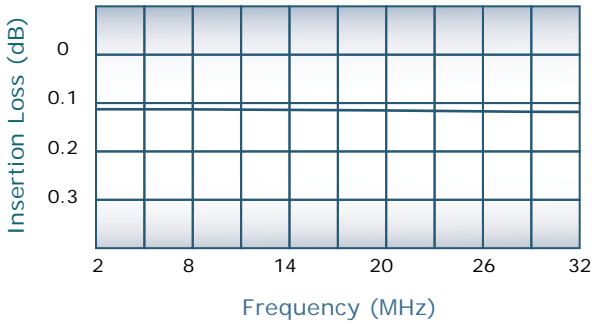
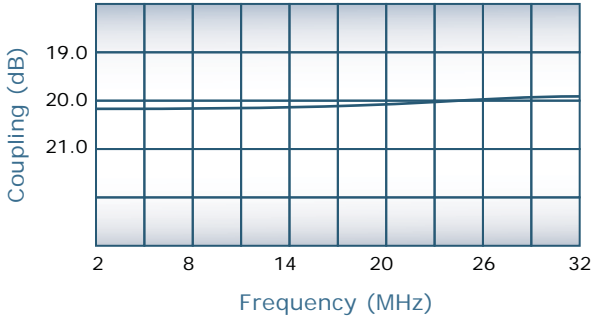
Werlatone[®], Inc.

17 Jon Barrett Road Patterson, New York 12563
T (845) 278 2220 www.werlatone.com
F (845) 278 3440 sales@werlatone.com



20 dB Bi-Directional Coupler
Model C8994

Frequency:	2 - 32 MHz
Power:	200 W CW
Coupling:	20 ± 1.0 dB Nom.
Insertion Loss:	0.2 dB Max. *
VSWR:	1.25:1 Max.
Flatness:	0.5 dB Max.
Directivity:	20 dB Min.



Notes

- * Does not include theoretical coupling loss
- All specifications guaranteed
- Test data provided with each unit shipped
- Operating Temperature: -55°C to +75°C

Connector Configurations

Model	J1,J2 (Main Line)	J3,J4 (Coupled Ports)
C8994-10	N Female	N Female
C8994-12	N Female	SMA
C8994-102	SMA	SMA

