



**DECADES AHEAD<sup>®</sup>**  
**high power RF devices**

**Werlatone<sup>®</sup>, Inc.**

17 Jon Barrett Road Patterson, New York 12563  
 T (845) 278 2220      www.werlatone.com  
 F (845) 278 3440      sales@werlatone.com



**30 dB Bi-Directional Coupler**  
**Model C8098**

Frequency: 800 - 2000 MHz

Power: 200 W CW

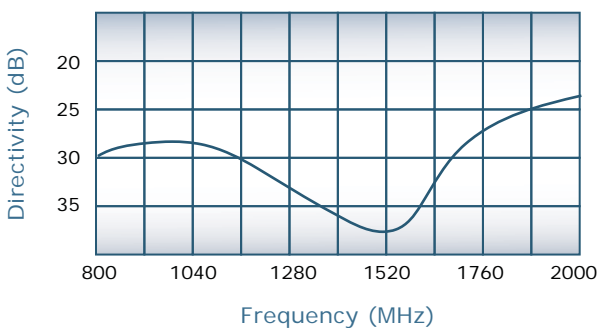
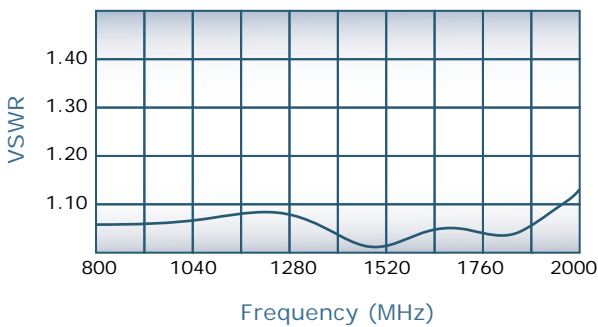
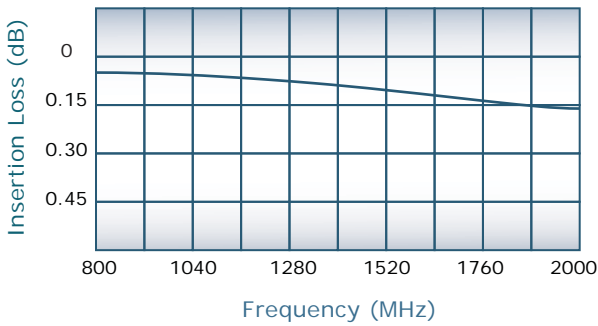
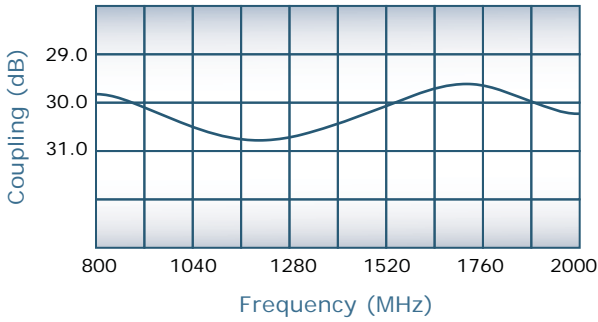
Coupling: 30 ± 1.0 dB Nom.

Insertion Loss: 0.25 dB Max. \*

VSWR: 1.20:1 Max.

Flatness: ± 0.7 dB Max.

Directivity: 20 dB Min.



**Notes**

- \* Does not include theoretical coupling loss
- All specifications guaranteed
- Test data provided with each unit shipped
- Drop-In Component
- Hatched areas denote metallization
- Operating Temperature: -55°C to +75°C
- Surface Finish Options:  
 C8098-Pb: Electrodeposited Tin/Lead  
 C8098-Sn: Immersion Tin  
 C8098-Ag: Immersion Silver  
 C8098-Au: ENIG

**Port Legend**

J1	J2	J3	J4
Input	Output	Forward (-30dB)	Reverse (-30dB)

