



**DECADES AHEAD<sup>®</sup>**  
**high power RF devices**

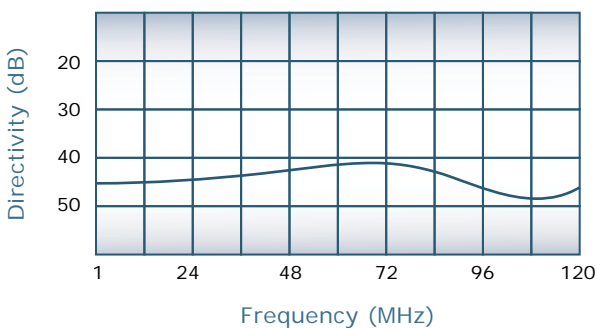
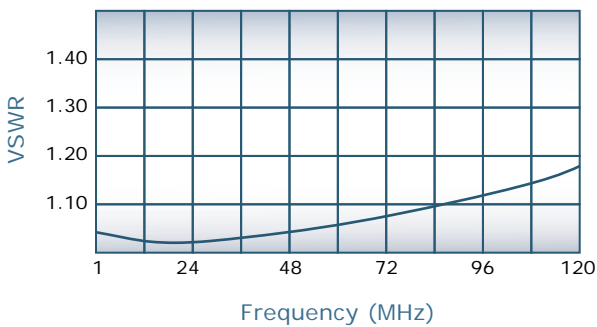
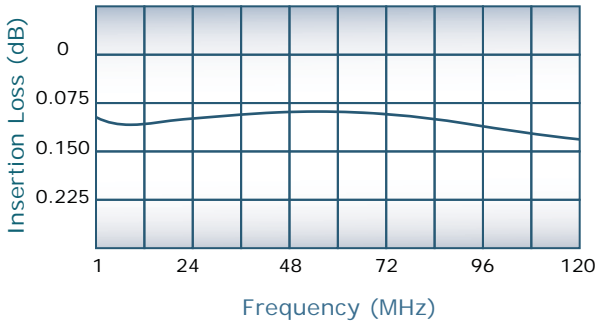
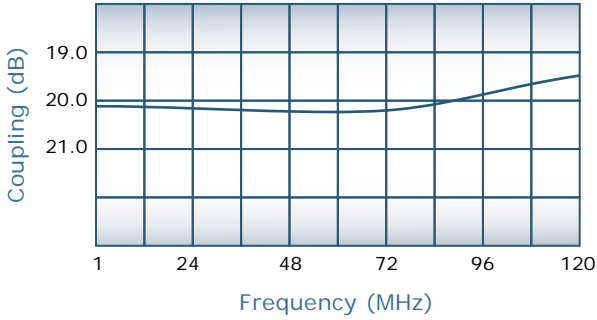
**Werlatone<sup>®</sup>, Inc.**

17 Jon Barrett Road Patterson, New York 12563  
 T (845) 278 2220      www.werlatone.com  
 F (845) 278 3440      sales@werlatone.com



**20 dB Uni-Directional Coupler**  
**Model C8064**

Frequency:	1 - 120 MHz
Power:	1,000 W CW
Coupling:	20 ± 1.0 dB Nom.
Insertion Loss:	0.15 dB Max. *
VSWR:	1.15:1 Max.
Flatness:	0.3 dB Max.
Directivity:	20 dB Min.



**Notes**

- \* Does not include theoretical coupling loss
- All specifications guaranteed
- Test data provided with each unit shipped
- Weight: 1 Pound 6 Ounces
- Operating Temperature: -55°C to +75°C

**Connector Configurations**

Model	J1,J2 (Main Line)	J3 (Coupled Port)
C8064-10	N Female	N Female
C8064-12	N Female	SMA
C8064-102	SMA	SMA

