



DECADES AHEAD[®]
high power RF devices

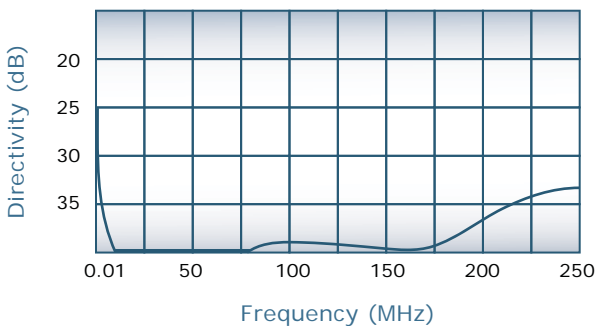
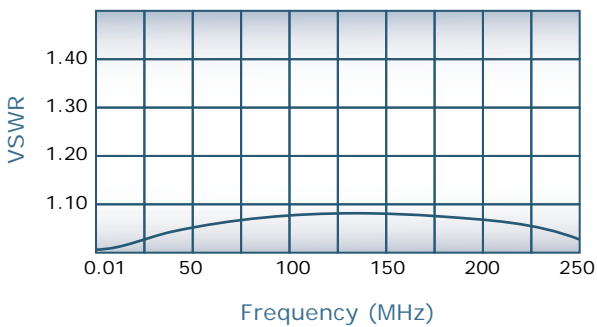
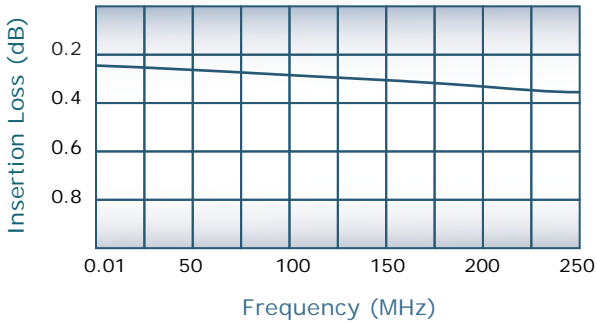
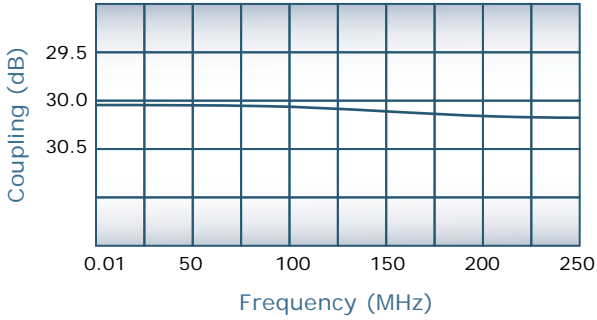
Werlatone[®], Inc.

17 Jon Barrett Road Patterson, New York 12563
T (845) 278 2220 www.werlatone.com
F (845) 278 3440 sales@werlatone.com



30 dB Uni-Directional Coupler
Model C7926

Frequency:	0.01 - 250 MHz
Power:	100 W CW
Coupling:	30 ± 1.0 dB Nom.
Insertion Loss:	0.4 dB Max. *
VSWR:	1.20:1 Max.
Flatness:	± 0.5 dB Max.
Directivity:	20 dB Min.



Mismatch Tolerant[®] Design

Notes

- * Does not include theoretical coupling loss
- Designed to operate, at rated power, into an Infinite VSWR
- All specifications guaranteed
- Test data provided with each unit shipped
- Operating Temperature: -55°C to +75°C

Mismatch Tolerant[®] is a registered trademark of Werlatone, Inc.

Connector Configurations

Model	J1, J2 (Main Line)	J3 (Coupled Port)
C7926-10	N Female	N Female
C7926-12	N Female	SMA
C7926-13	N Female	BNC
C7926-102	SMA	SMA

