



DECADES AHEAD[®]
high power RF devices

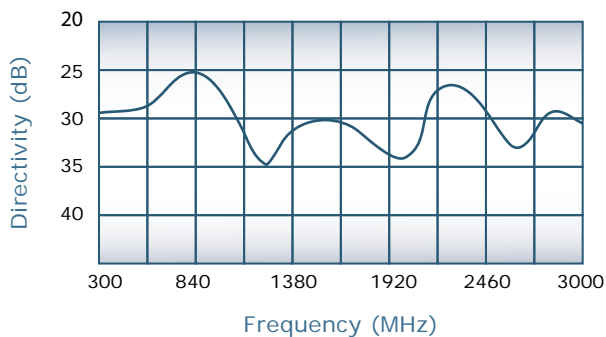
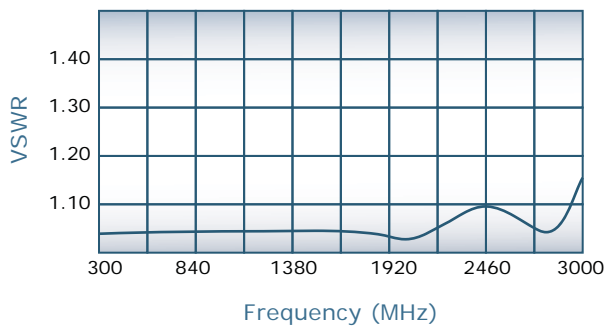
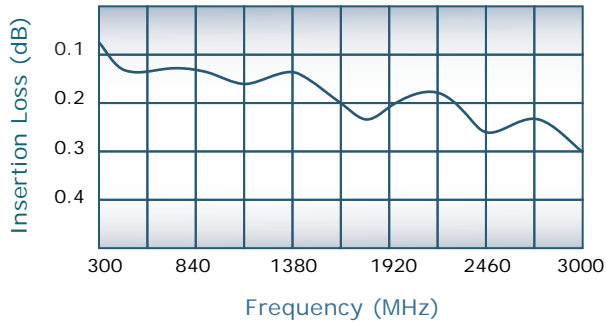
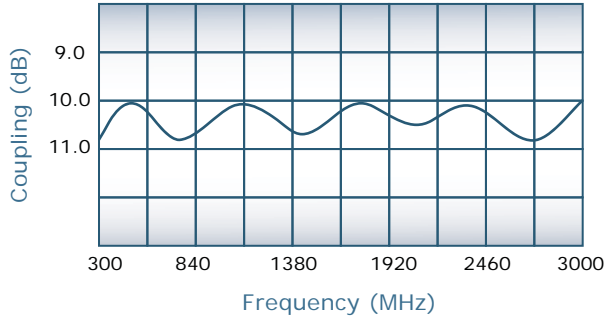
Werlatone[®], Inc.

17 Jon Barrett Road Patterson, New York 12563
T (845) 278 2220 www.werlatone.com
F (845) 278 3440 sales@werlatone.com



10 dB Bi-Directional Coupler
Model C7151

Frequency:	300 - 3000 MHz
Power:	100 W CW
Coupling:	10 ± 1.0 dB Nom.
Insertion Loss:	0.35 dB Max.
VSWR:	1.20: 1 Max.
Flatness:	1.0 dB Max.
Directivity:	15 dB Min.



Mismatch Tolerant[®] Design

Notes

- Will operate continuously, at rated power, into an open or short condition
- All specifications guaranteed
- Test data provided with each unit shipped
- Weight: 0.5 Pounds
- Operating Temperature: -55°C to +75°C
- Uni-Directional version available

Mismatch Tolerant[®] is a registered trademark of **Werlatone, Inc.**

Connector Configurations

Model	J1, J2 (Main Line)	J3, J4 (Coupled Ports)
C7151-10	N Female	N Female
C7151-12	N Female	SMA
C7151-102	SMA	SMA

