




DECADES AHEAD[®]
high power RF devices

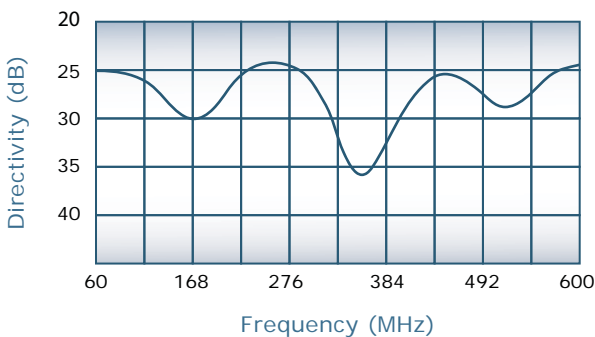
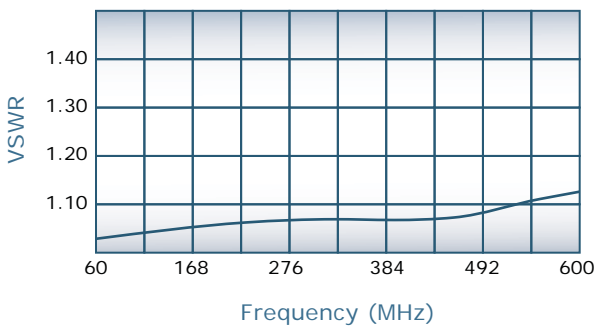
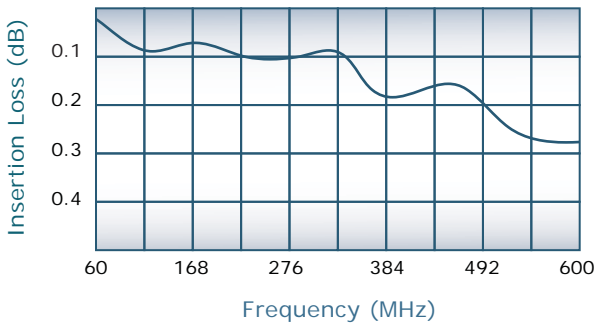
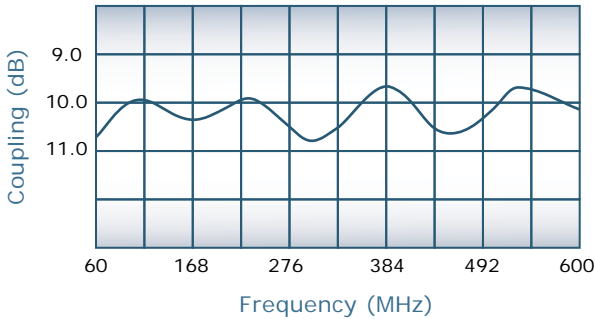
Werlatone[®], Inc.

17 Jon Barrett Road Patterson, New York 12563
T (845) 278 2220 www.werlatone.com
F (845) 278 3440 sales@werlatone.com



10 dB Bi-Directional Coupler
Model C7148

Frequency:	60 - 600 MHz
Power:	200 W CW
Coupling:	10 ± 1.0 dB Nom.
Insertion Loss:	0.35 dB Max.
VSWR:	1.20:1 Max.
Flatness:	1.0 dB Max.
Directivity:	20 dB Min.



Mismatch Tolerant[®] Design

Notes

- Will operate continuously, at rated power, into an open or short condition
- All specifications guaranteed
- Test data provided with each unit shipped
- Weight: 1.75 Pounds
- Operating Temperature: -55°C to +75°C

Mismatch Tolerant[®] is a registered trademark of **Werlatone, Inc.**

Connector Configurations

Model	J1, J2 (Main Line)	J3, J4 (Coupled Ports)
C7148-10	N Female	N Female
C7148-12	N Female	SMA
C7148-102	SMA	SMA

