



DECADES AHEAD[®]
high power RF devices

Werlatone[®], Inc.

17 Jon Barrett Road Patterson, New York 12563
 T (845) 278 2220 www.werlatone.com
 F (845) 278 3440 sales@werlatone.com

**50 dB *Non-Magnetic*
 Dual Directional Coupler**

Model C7090

Frequency: 1 - 100 MHz

Power: 1,000 W CW
 10 kW Peak

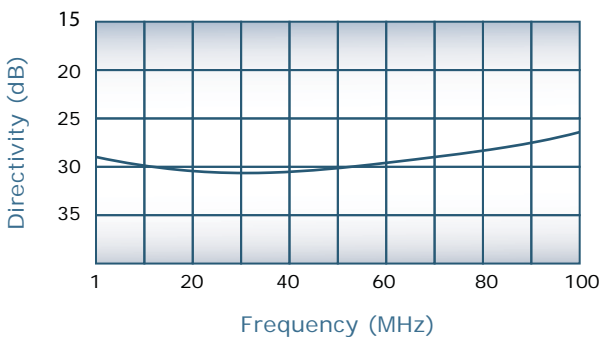
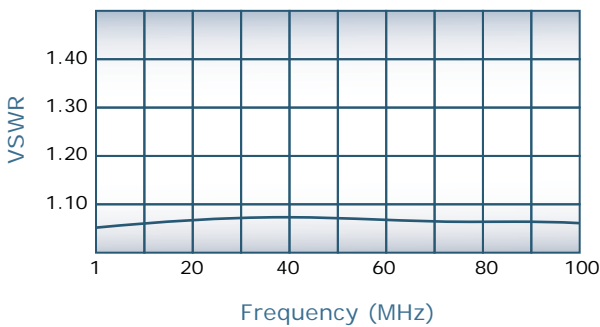
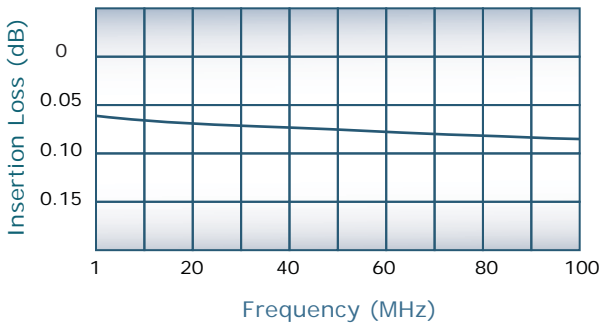
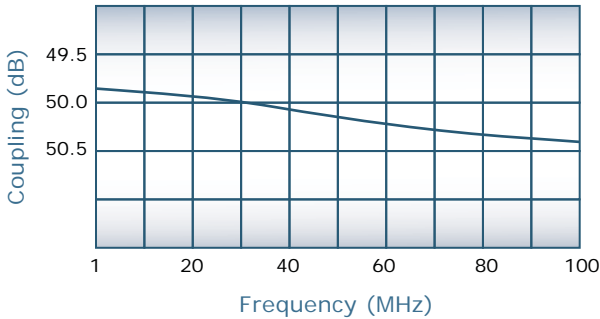
Coupling: 50 ± 1.0 dB Nom.

Insertion Loss: 0.2 dB Max. *

VSWR: 1.15:1 Max.

Flatness: ± 0.5 dB Max.

Directivity: 20 dB Min.



Notes

- * Does not include theoretical coupling loss
- All specifications guaranteed
- Test data provided with each unit shipped
- Operating Temperature: -55°C to +75°C
- Weight: 2 Pounds
- Uni-Directional version available



Electrical performance unaffected by magnetic field

Connector Configurations

Model	J1,J2 (Main Line)	J3,J4 (Coupled Ports)
C7090-10	N Female	N Female
C7090-12	N Female	SMA
C7090-13	N Female	BNC
C7090-102	SMA	SMA

