



**DECADES AHEAD<sup>®</sup>**  
**high power RF devices**

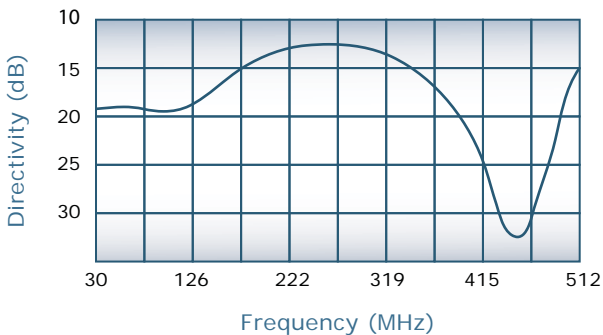
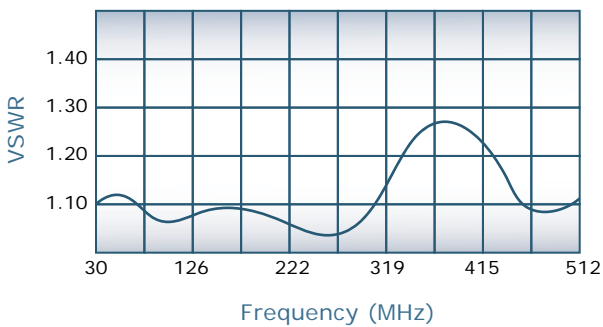
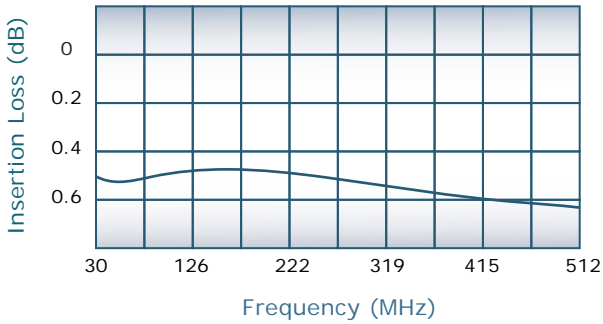
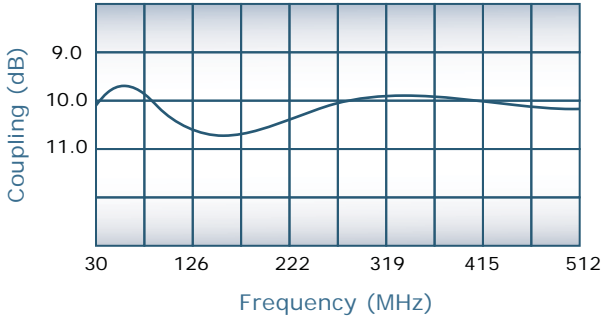
**Werlatone<sup>®</sup>, Inc.**

17 Jon Barrett Road Patterson, New York 12563  
 T (845) 278 2220      www.werlatone.com  
 F (845) 278 3440      sales@werlatone.com



**10 dB Bi-Directional Coupler**  
**Model C7081**

Frequency:	30 - 512 MHz
Power:	50 W CW
Coupling:	10 ± 1.0 dB Nom.
Insertion Loss:	0.5 dB Max. *
VSWR:	1.30:1 Max.
Flatness:	1.0 dB Max.
Directivity:	13 dB Min.



**Notes**

- \* Does not include Theoretical Coupling Loss
- All specifications guaranteed
- Test data provided with each unit shipped
- Weight: 1 Pound
- Operating Temperature: -55°C to +75°C
- Uni-Directional version available

**Connector Configurations**

Model	J1, J2 (Main Line)	J3, J4 (Coupled Ports)
C7081-10	N Female	N Female
C7081-12	N Female	SMA
C7081-102	SMA	SMA

