



DECADES AHEAD[®]
high power RF devices

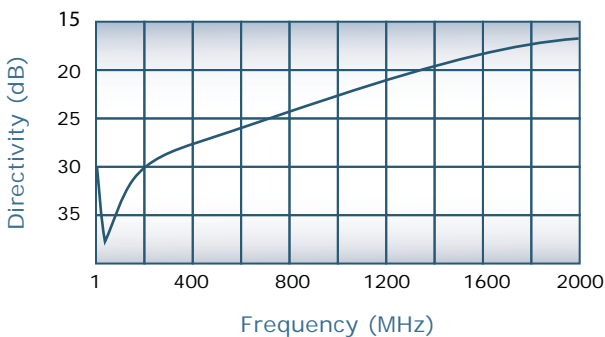
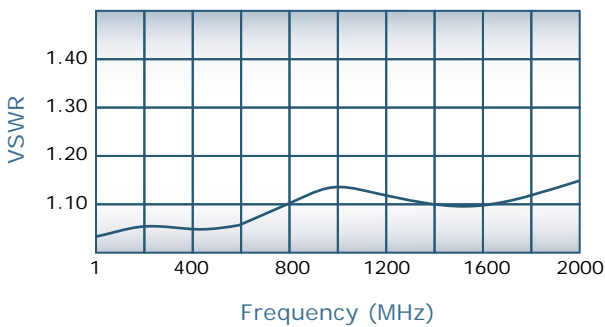
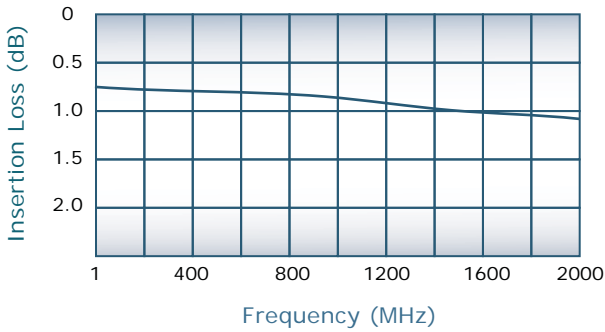
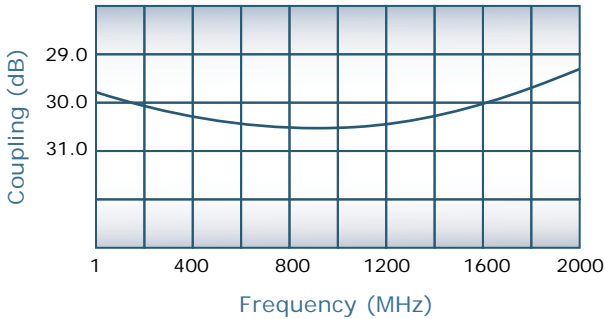
Werlatone[®], Inc.

17 Jon Barrett Road Patterson, New York 12563
T (845) 278 2220 www.werlatone.com
F (845) 278 3440 sales@werlatone.com



30 dB Dual Directional Coupler
Model C6493

| | |
|-----------------|------------------|
| Frequency: | 1 - 2000 MHz |
| Power: | 50 W CW |
| Coupling: | 30 ± 1.0 dB Nom. |
| Insertion Loss: | 1.25 dB Max. * |
| VSWR: | 1.35:1 Max. |
| Flatness: | 1.0 dB Max. |
| Directivity: | 18 dB Min. |



Mismatch Tolerant[®] Design

Notes

- * Does not include theoretical coupling loss
- Designed to operate, at rated power, into an Infinite VSWR
- All specifications guaranteed
- Test data provided with each unit shipped
- Weight: 9 Ounces
- Operating Temperature: -55°C to +75°C
- Uni-Directional version available

Mismatch Tolerant[®] is a registered trademark of **Werlatone, Inc.**

Connector Configurations

| Model | J1,J2 (Main Line) | J3,J4 (Coupled Ports) |
|-----------|-------------------|-----------------------|
| C6493-10 | N Female | N Female |
| C6493-12 | N Female | SMA |
| C6493-13 | N Female | BNC |
| C6493-102 | SMA | SMA |

