



DECADES AHEAD[®]
high power RF devices

Werlatone[®], Inc.

17 Jon Barrett Road Patterson, New York 12563
T (845) 278 2220 www.werlatone.com
F (845) 278 3440 sales@werlatone.com



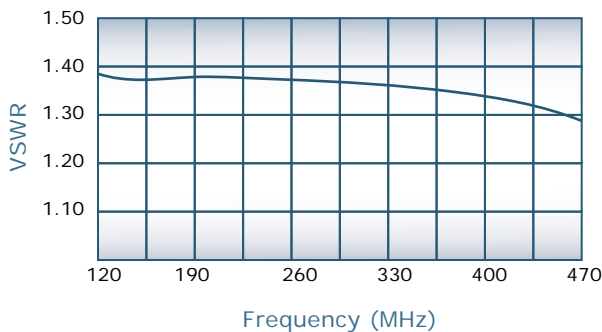
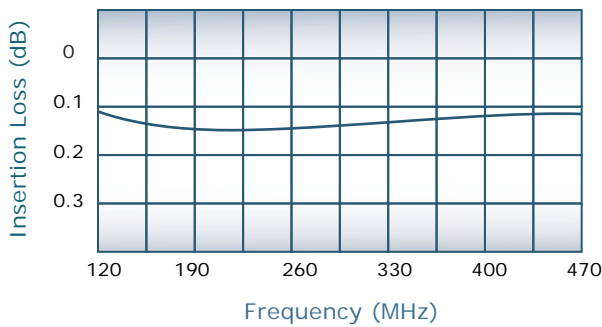
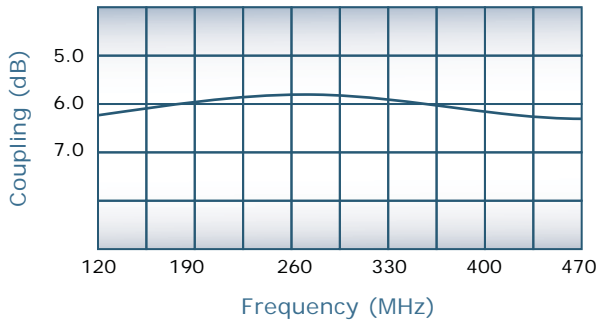
6 dB Uni-Directional Tap

Model C6149

Frequency:	120 - 470 MHz
Power:	100 W CW
Coupling:	6 ± 1.0 dB Nom.
Insertion Loss:	0.75 dB Max.
VSWR:	1.40:1 Max.
Flatness:	1.0 dB Max.



For In-Building Applications



Notes

- All specifications guaranteed
- Test data provided with each unit shipped
- Alternate connector configurations upon request
- Weight: 7 Ounces
- Operating Temperature: -55°C to +85°C

Connector Configurations

Model	J1, J2 (Main Line)	J3 (Coupled Port)
C6149-10	N Female	N Female
C6149-12	N Female	SMA
C6149-102	SMA	SMA

