




DECADES AHEAD[®]
high power RF devices

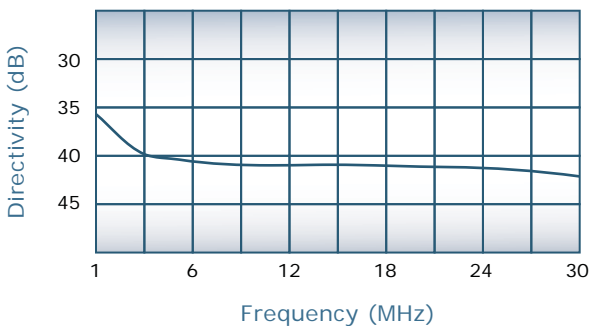
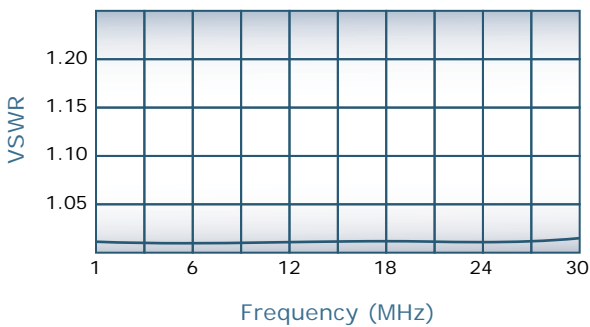
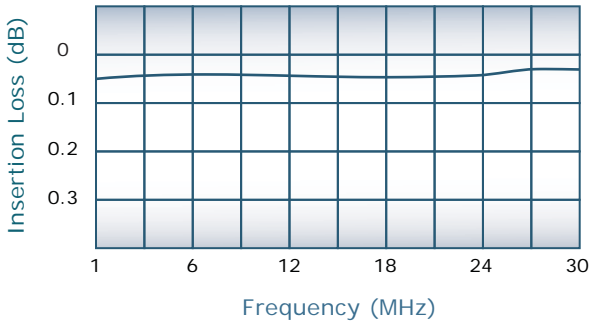
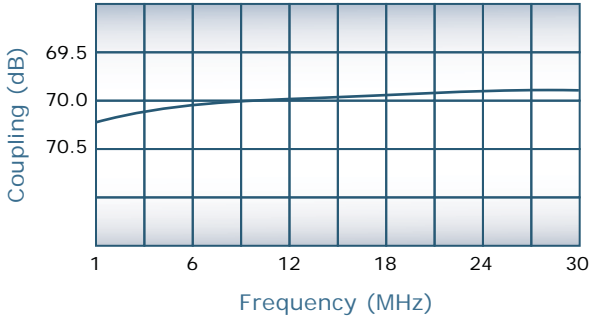
Werlatone[®], Inc.

17 Jon Barrett Road Patterson, New York 12563
T (845) 278 2220 www.werlatone.com
F (845) 278 3440 sales@werlatone.com



70 dB Dual Directional Coupler
Model C2717

Frequency:	1 - 30 MHz
Power:	100,000 W CW
Coupling:	70 ± 1.0 dB Nom.
Insertion Loss:	0.05 dB Max. *
VSWR:	1.05: 1 Max.
Flatness:	0.3 dB Max.
Directivity:	35 dB Min.



Notes

- * Does not include theoretical coupling loss
- All specifications guaranteed
- Test data provided with each unit shipped
- Operating Temperature: -55°C to +75°C
- Uni-Directional version available

Connector Configurations

Model	J1,J2 (Main Line)	J3,J4 (Coupled Ports)
C2717-401	6 1/8" EIA	N Female
C2717-402	6 1/8" EIA	SMA
C2717-403	6 1/8" EIA	BNC

