



**DECADES AHEAD<sup>®</sup>**  
high power RF devices

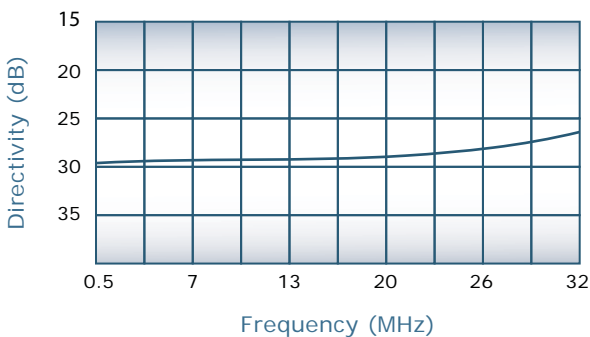
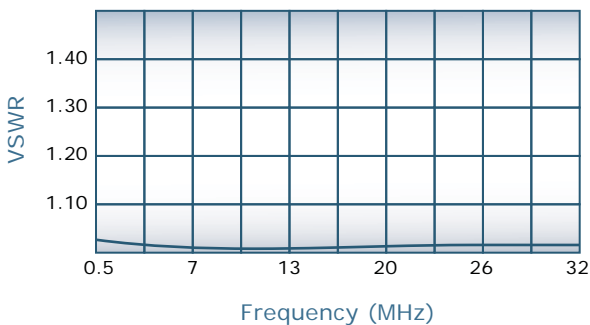
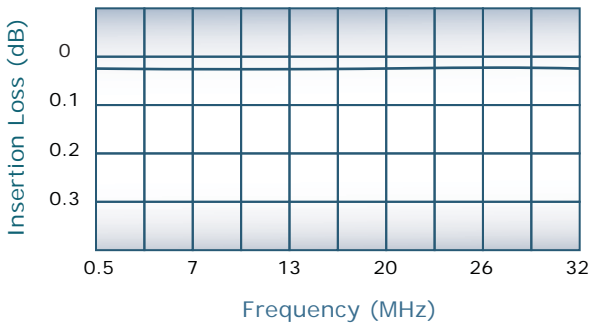
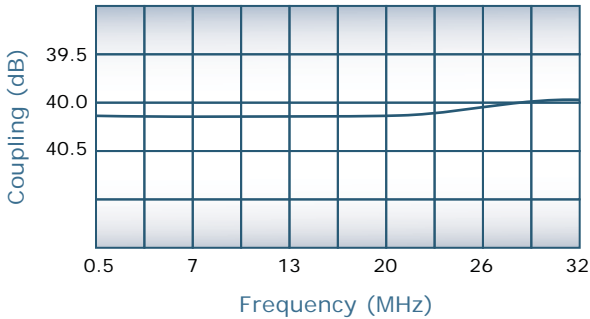
**Werlatone<sup>®</sup>, Inc.**

17 Jon Barrett Road Patterson, New York 12563  
T (845) 278 2220      www.werlatone.com  
F (845) 278 3440      sales@werlatone.com



**40 dB Dual Directional Coupler**  
**Model C2671**

Frequency:	0.5 - 32 MHz
Power:	3,000 W CW
Coupling:	40 ± 1.0 dB Nom.
Insertion Loss:	0.1 dB Max. *
VSWR:	1.05:1 Max.
Flatness:	± 0.25 dB Max.
Directivity:	25 dB Min.



**Mismatch Tolerant<sup>®</sup> Design**

**Notes**

- \* Does not include theoretical coupling loss
- Designed to operate, at 500 W CW, into an Infinite VSWR
- All specifications guaranteed
- Test data provided with each unit shipped
- Weight: 1 Pound
- Operating Temperature: -55°C to +75°C
- Uni-Directional version available

**Mismatch Tolerant<sup>®</sup>** is a registered trademark of **Werlatone, Inc.**

**Connector Configurations**

Model	J1,J2 (Main Line)	J3,J4 (Coupled Ports)
C2671-10	N Female	N Female
C2671-12	N Female	SMA
C2671-13	N Female	BNC
C2671-43	SC Female	SMA

