



DECADES AHEAD[®]
high power RF devices

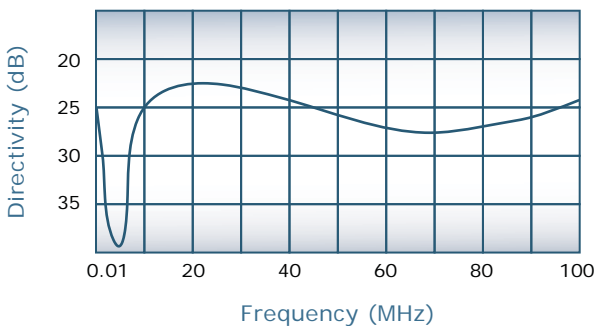
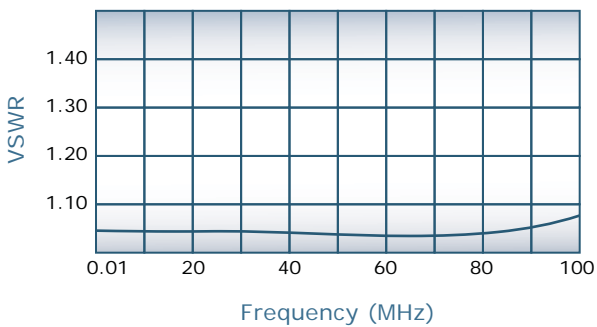
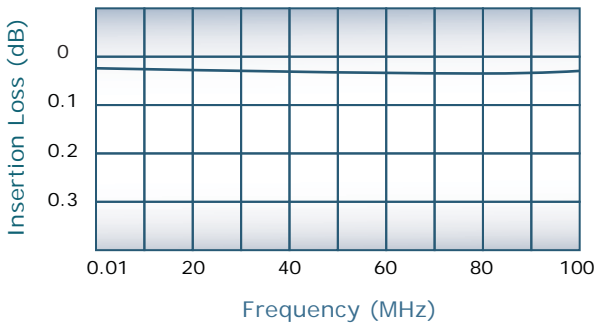
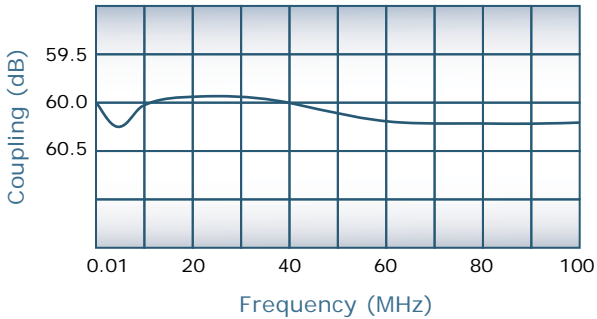
Werlatone[®], Inc.

17 Jon Barrett Road Patterson, New York 12563
 T (845) 278 2220 www.werlatone.com
 F (845) 278 3440 sales@werlatone.com



60 dB Dual Directional Coupler
Model C1979

Frequency:	0.01 - 100 MHz
Power:	10,000 W CW
Coupling:	60 ± 1.0 dB Nom.
Insertion Loss:	0.1 dB Max. *
VSWR:	1.30:1 Max.
Flatness:	1.0 dB Max.
Directivity:	20 dB Min.



Mismatch Tolerant[®] Design

Notes

- * Does not include theoretical coupling loss
- Will operate continuously, 5000 W CW, into an Infinite VSWR
- All specifications guaranteed
- Test data provided with each unit shipped
- Weight: 12 Pounds w/ LC Connectors
 16 Pounds 12 Ounces w/ 1 5/8" EIA Connectors
- Operating Temperature: -55°C to +75°C

Mismatch Tolerant[®] is a registered trademark of Werlatone, Inc.

Connector Configurations

Model	J1,J2 (Main Line)	J3,J4 (Coupled Ports)
C1979-30	LC Female	N Female
C1979-33	LC Female	BNC
C1979-81	1 5/8" EIA	N Female
C1979-84	1 5/8" EIA	BNC

