



**DECADES AHEAD<sup>®</sup>**  
high power RF devices

**Werlatone<sup>®</sup>, Inc.**

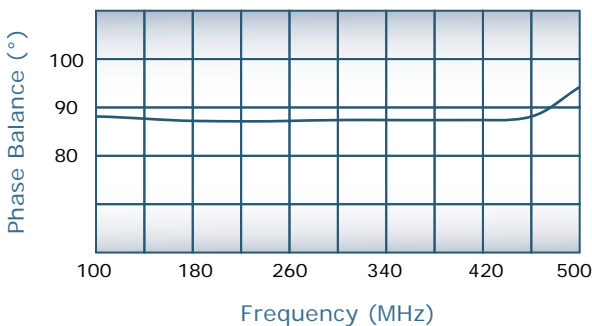
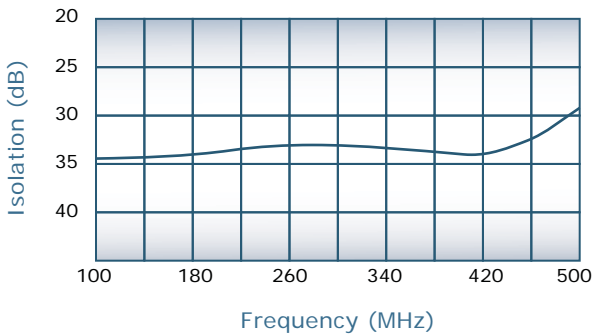
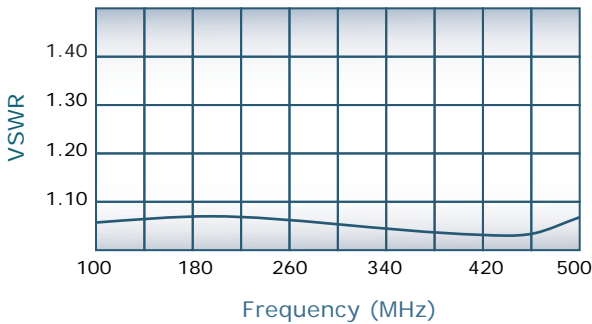
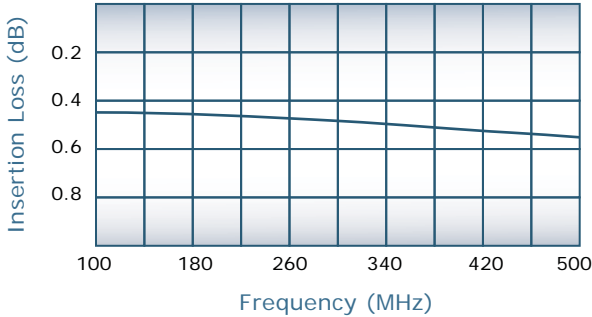
17 Jon Barrett Road Patterson, New York 12563  
T (845) 278 2220      www.werlatone.com  
F (845) 278 3440      sales@werlatone.com



**90° Hybrid Coupler**

**Model QH6308**

Frequency:	100 - 500 MHz
Power:	25 W CW
Insertion Loss:	0.6 dB Max.
VSWR:	1.40: 1 Max.
Isolation:	20 dB Min.
Phase Balance:	90° ± 10° Max.
Amplitude Balance:	± 0.3 dB Max.



**Notes**

- All specifications guaranteed
- Test data provided with each unit shipped
- Weight: 1.5 Pounds
- Operating Temperature: -55°C to +75°C

**Connector Configurations**

Model	J1 (Sum Port)	J2, J3 (0°, -90°)
QH6308-10	N Female	N Female
QH6308-12	N Female	SMA
QH6308-13	N Female	BNC
QH6308-102	SMA	SMA

