



DECADES AHEAD[®]
high power RF devices

Werlatone[®], Inc.

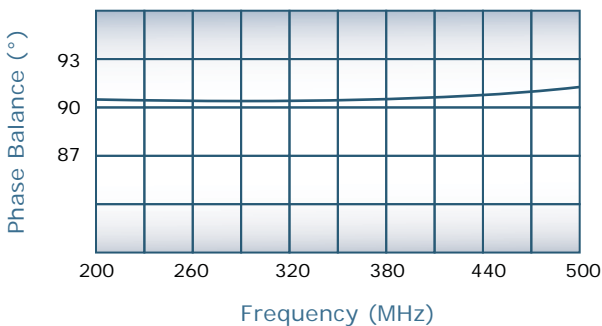
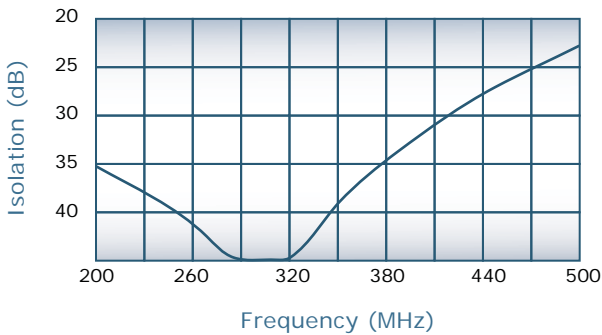
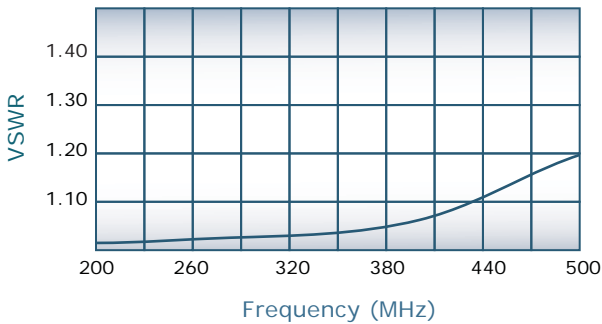
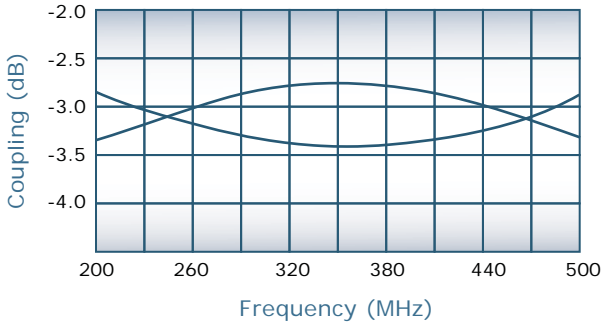
17 Jon Barrett Road Patterson, New York 12563
T (845) 278 2220 www.werlatone.com
F (845) 278 3440 sales@werlatone.com



90° Hybrid Coupler

Model QH3571

Frequency:	200 - 500 MHz
Power:	1,000 W CW
Insertion Loss:	0.2 dB Max.
VSWR:	1.30: 1 Max.
Isolation:	20 dB Min.
Phase Balance:	90° ± 3° Max.
Amplitude Balance:	± 0.8 dB Max.



Notes

- All specifications guaranteed
- Test data provided with each unit shipped
- Weight: 1.75 Pounds
- Operating Temperature: -55°C to +75°C

Connector Configurations

Model	J1 (Sum Port)	J2, J3 (0°, 90°)	J4 (Iso Port)
QH3571-10	N Female	N Female	N Female
QH3571-12	N Female	SMA	N Female
QH3571-41	SC Female	SMA	SMA

