



**DECADES AHEAD<sup>®</sup>**  
high power RF devices

**Werlatone<sup>®</sup>, Inc.**

17 Jon Barrett Road Patterson, New York 12563  
T (845) 278 2220      www.werlatone.com  
F (845) 278 3440      sales@werlatone.com

**90° Hybrid Coupler**

**Model QH11643**

Frequency: 200 - 1000 MHz

Power: 200 W CW

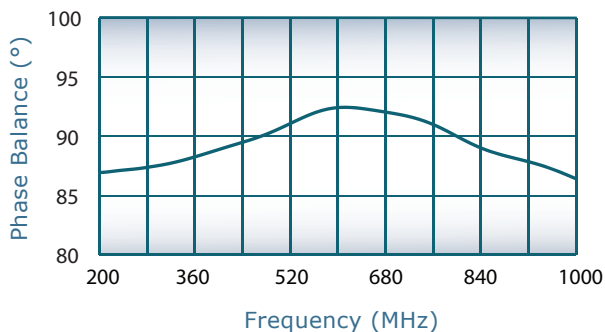
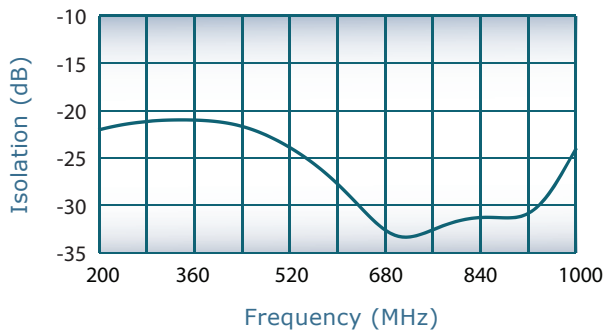
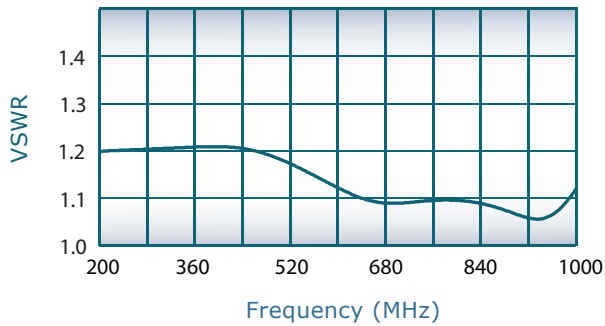
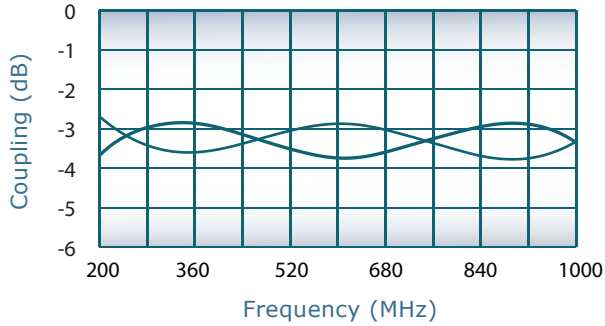
Insertion Loss: 0.4 dB Max.

VSWR: 1.30:1 Max.

Isolation: 19 dB Min.

Phase Balance: 90° ± 5° Max.

Amplitude Balance: ± 0.55 dB Max.

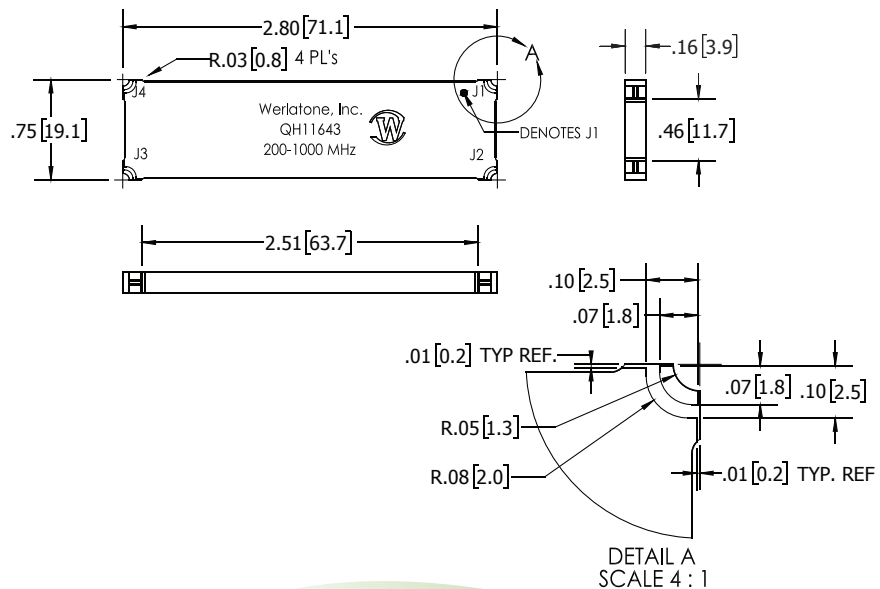


**Notes**

- All specifications guaranteed
- Operating Temperature: -55°C to +75°C
- Surface Mount Design
- Surface Finish: Immersion Silver (RoHS Compliant). Other Surface Finish Options Available Upon Request
- See Surface Mount Tech Note for Installation Guidelines

**Port Configurations**

J1	J2	J3	J4
Input	3 dB, 0°	3 dB, -90°	Isolated
3 dB, 0°	Input	Isolated	3 dB, -90°
3 dB, -90°	Isolated	Input	3 dB, 0°
Isolated	3 dB, -90°	3 dB, 0°	Input



Specifications subject to change without notice



Send Us Your Specs for Custom Designs