



DECADES AHEAD[®]
high power RF devices

Werlatone[®], Inc.

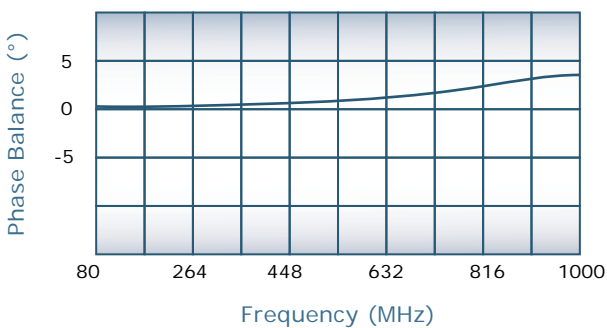
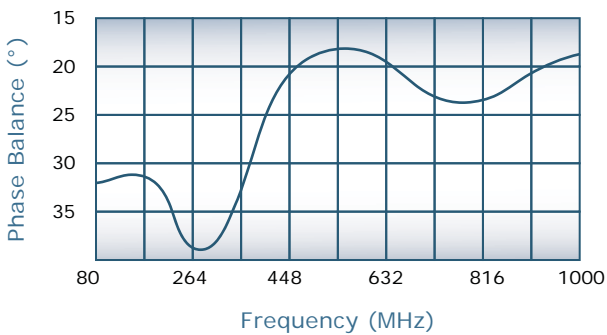
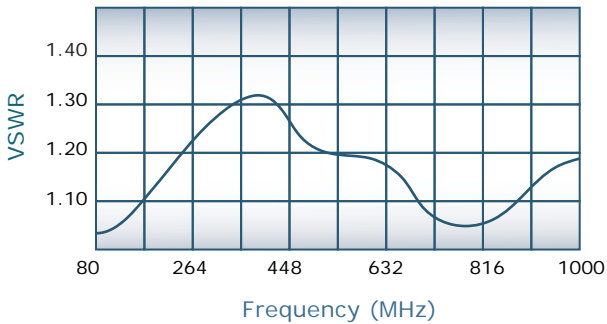
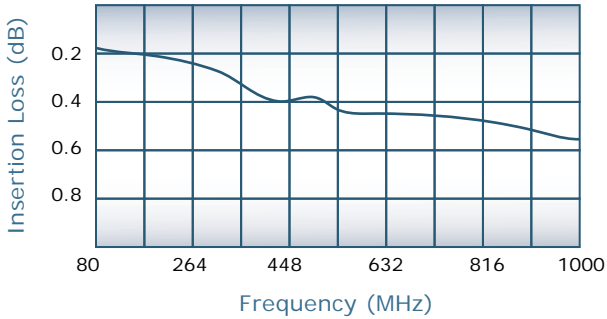
17 Jon Barrett Road Patterson, New York 12563
T (845) 278 2220 www.werlatone.com
F (845) 278 3440 sales@werlatone.com



4-Way Combiner/Divider

Model D9440

Frequency:	80 - 1000 MHz
Power:	1000 W CW
Insertion Loss:	0.65 dB Max.
VSWR:	1.35:1 Max.
Isolation:	15 dB Min.
Phase Balance:	$\pm 5^\circ$ Max.
Amplitude Balance:	0.3 dB Max.



Notes

- All specifications guaranteed
- Test data provided with each unit shipped
- Alternate connector configurations upon request

Connector Configurations

Model	J1 (Sum Port)	J2-J5 (Input/Output)
D9440-10	N Female	N Female
D9440-12	N Female	SMA
D9440-20	7/16 Female	N Female
D9440-22	7/16 Female	SMA

