



DECADES AHEAD[®]
high power RF devices

Werlatone[®], Inc.

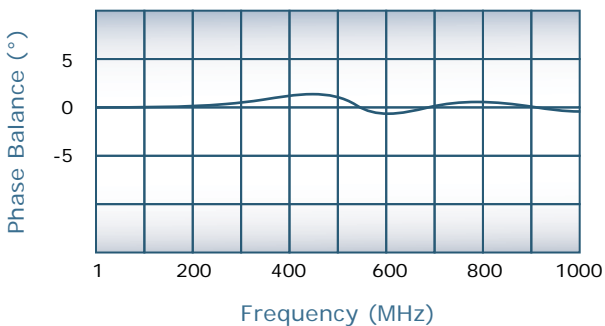
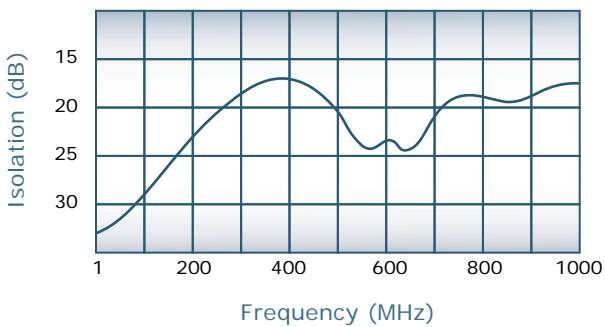
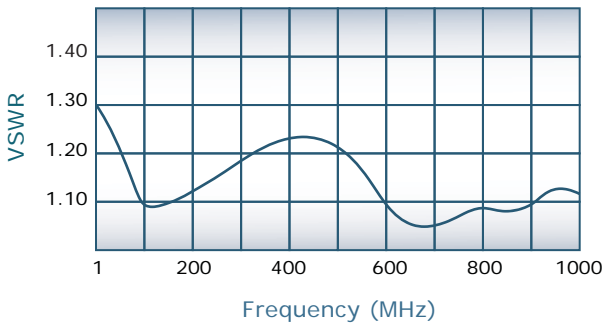
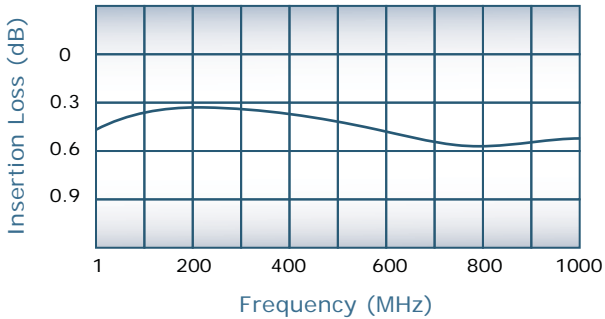
17 Jon Barrett Road Patterson, New York 12563
T (845) 278 2220 www.werlatone.com
F (845) 278 3440 sales@werlatone.com



2-Way Combiner/Divider

Model D9302

Frequency:	1 - 1000 MHz
Power:	100 W CW
Insertion Loss:	0.7 dB Max.
VSWR:	1.40:1 Max.
Isolation:	15 dB Min.
Phase Balance:	± 5° Max.
Amplitude Balance:	0.3 dB Max.



Notes

- All specifications guaranteed
- Test data provided with each unit shipped
- Alternate connector configurations upon request
- Operating Temperature: -55°C to +75°C

Connector Configurations

Model	J1 (Sum Port)	J2, J3 (Input/Output)
D9302-102	SMA	SMA

