



**DECADES AHEAD<sup>®</sup>**  
high power RF devices

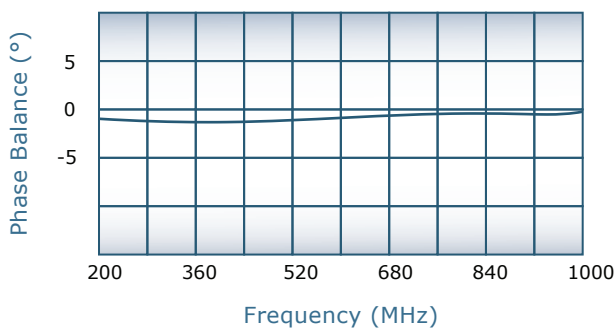
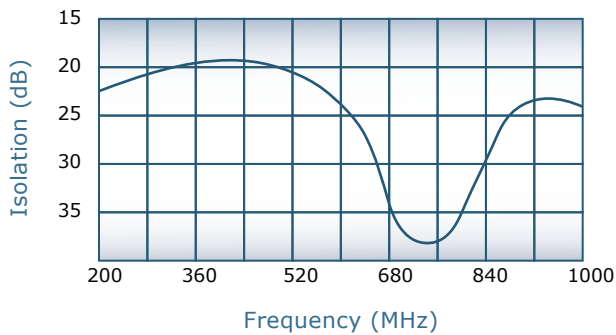
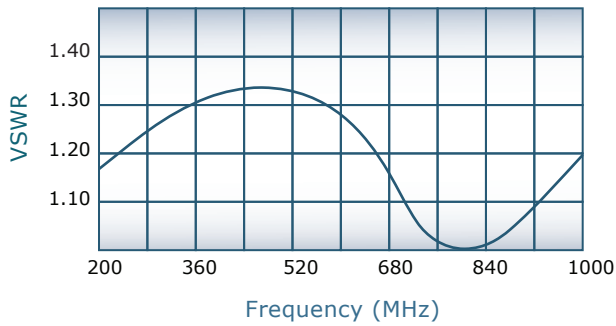
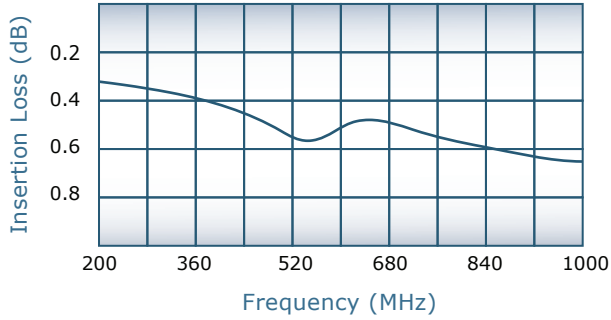
**Werlatone<sup>®</sup>, Inc.**

17 Jon Barrett Road Patterson, New York 12563  
T (845) 278 2220      www.werlatone.com  
F (845) 278 3440      sales@werlatone.com



**4-Way Combiner/Divider**  
**Model D9257**

Frequency:	200 - 1000 MHz
Power:	500 W CW
Insertion Loss:	0.65 dB Max.
VSWR:	1.35:1 Max.
Isolation:	17 dB Min.
Phase Balance:	± 5° Max.
Amplitude Balance:	0.3 dB Max.



**Notes**

- All specifications guaranteed
- Test data provided with each unit shipped
- Alternate connector configurations upon request
- Operating Temperature: -55°C to +65°C

**Connector Configurations**

Model	J1 (Sum Port)	J2-J5 (Input/Output)
D9257-10	N Female	N Female
D9257-12	N Female	SMA
D9257-20	7/16 Female	N Female

