



DECADES AHEAD[®]
high power RF devices

Werlatone[®], Inc.

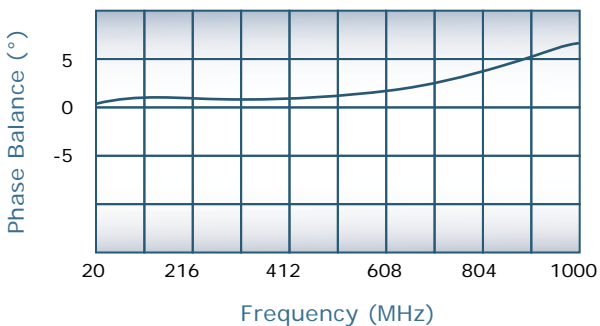
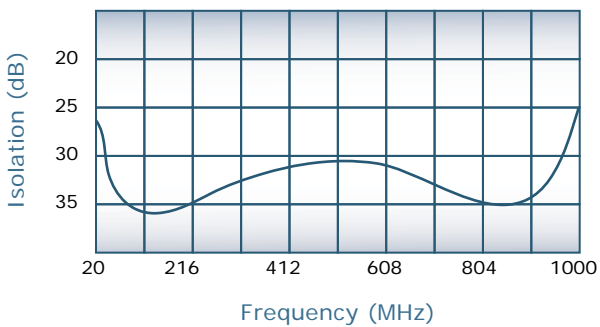
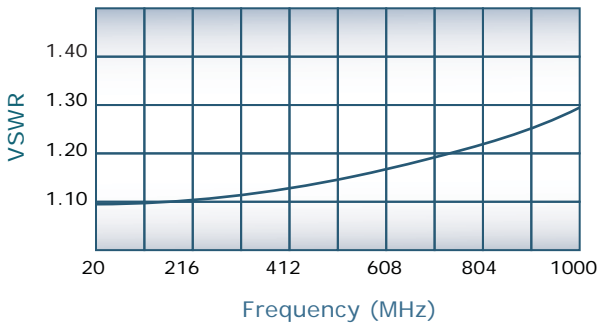
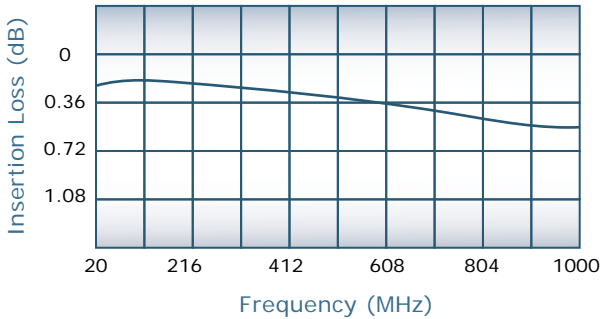
17 Jon Barrett Road Patterson, New York 12563
 T (845) 278 2220 www.werlatone.com
 F (845) 278 3440 sales@werlatone.com



2-Way Combiner/Divider

Model D8632

Frequency:	20 - 1000 MHz
Power:	50 W CW
Insertion Loss:	0.7 dB Max.
VSWR:	1.40:1 Max.
Isolation:	20 dB Min.
Phase Balance:	± 5° Max.
Amplitude Balance:	0.3 dB Max.



Notes

- All specifications guaranteed
- Test data provided with each unit shipped
- Alternate connector configurations upon request
- Weight: 4 Ounces
- Operating Temperature: -55°C to +75°C

Connector Configurations

Model	J1 (Sum Port)	J2,J3 (Input/Output)
D8632-102	SMA	SMA
D8632-102R	Rt. Angle SMA	Rt. Angle SMA

