



**DECADES AHEAD<sup>®</sup>**  
**high power RF devices**

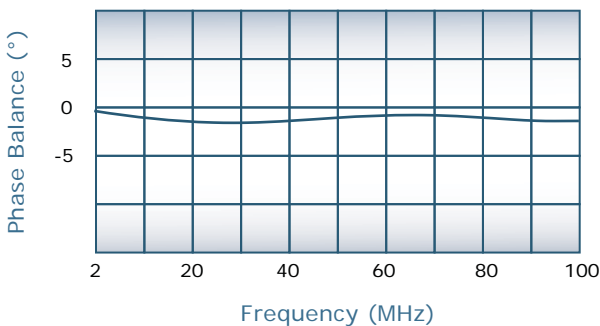
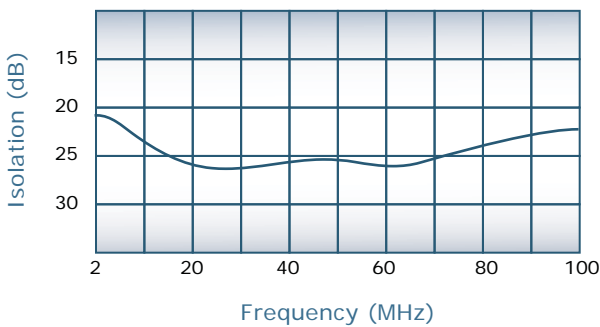
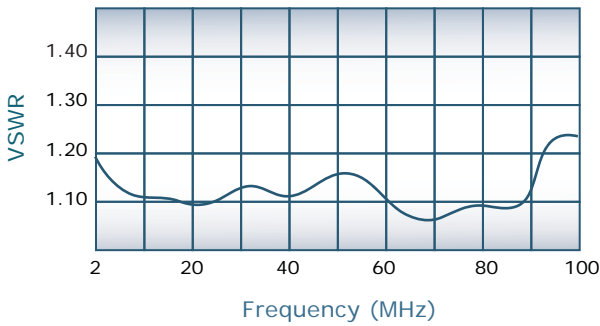
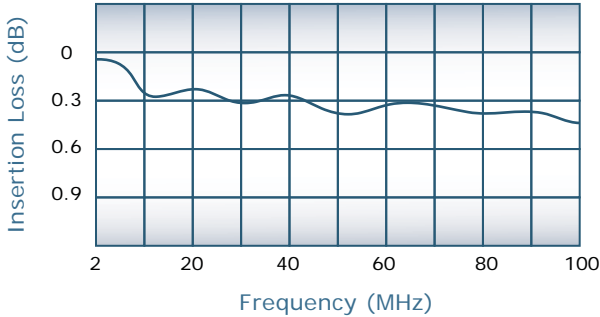
**Werlatone<sup>®</sup>, Inc.**

17 Jon Barrett Road Patterson, New York 12563  
 T (845) 278 2220      www.werlatone.com  
 F (845) 278 3440      sales@werlatone.com

**4-Way Combiner/Divider**

**Model D7685**

Frequency:	2 - 100 MHz
Power:	2500 W CW
Insertion Loss:	0.5 dB Max.
VSWR:	1.30:1 Max.
Isolation:	20 dB Min.
Phase Balance:	± 5° Max.
Amplitude Balance:	0.35 dB Max.



**Notes**

- All specifications guaranteed
- Test data provided with each unit shipped
- Alternate connector configurations upon request
- Operating Temperature: -55°C to +85°C

**Connector Configurations**

Model	J1 (Sum Port)	J2-J5 (Input/Output)
D7685-40	SC Female	SC Female
D7685-41	SC Female	N Female
D7685-50	C Female	N Female
D7685-54	C Female	C Female

