



**DECADES AHEAD<sup>®</sup>**  
**high power RF devices**

**Werlatone<sup>®</sup>, Inc.**

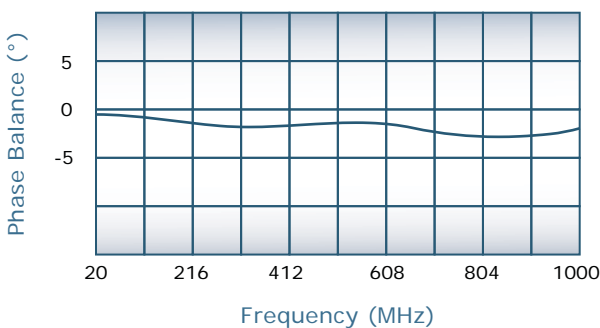
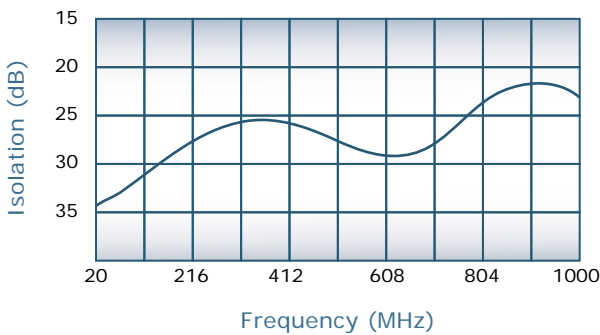
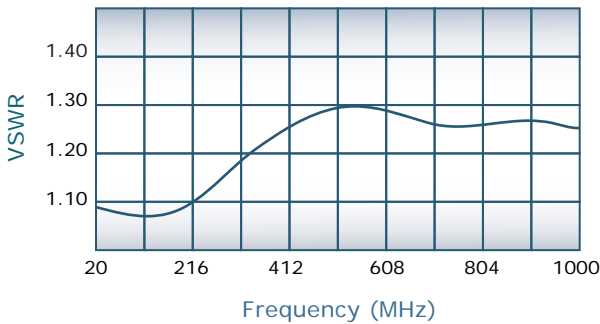
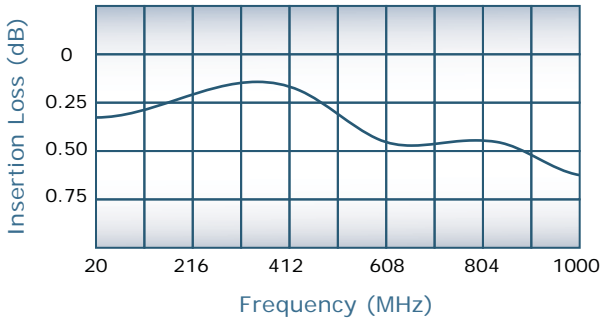
17 Jon Barrett Road Patterson, New York 12563  
 T (845) 278 2220      www.werlatone.com  
 F (845) 278 3440      sales@werlatone.com



**4-Way Combiner/Divider**

**Model D7439**

Frequency:	20 - 1000 MHz
Power:	250 W CW
Insertion Loss:	0.75 dB Max.
VSWR:	1.35:1 Max.
Isolation:	18 dB Min.
Phase Balance:	± 5° Max.
Amplitude Balance:	0.3 dB Max.



**Notes**

- All specifications guaranteed
- Test data provided with each unit shipped
- Alternate connector configurations upon request
- Weight: 2.5 Pounds
- Operating Temperature: -55°C to +75°C

**Connector Configurations**

Model	J5 (Sum Port)	J1-J4 (Input/Output)
D7439-10	N Female	N Female
D7439-12	SMA	SMA
D7439-102	SMA	SMA

