



DECADES AHEAD[®]
high power RF devices

Werlatone[®], Inc.

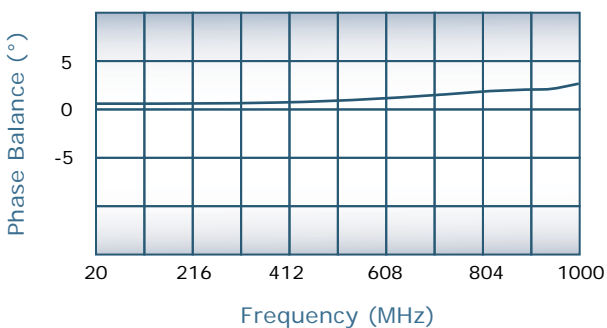
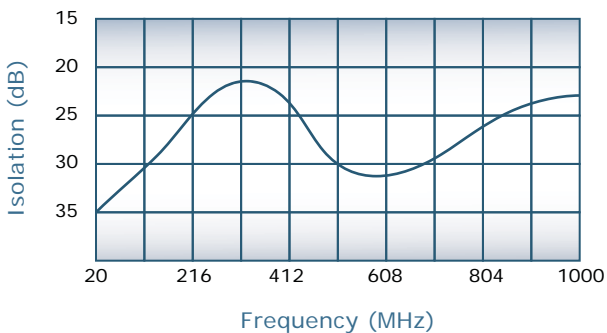
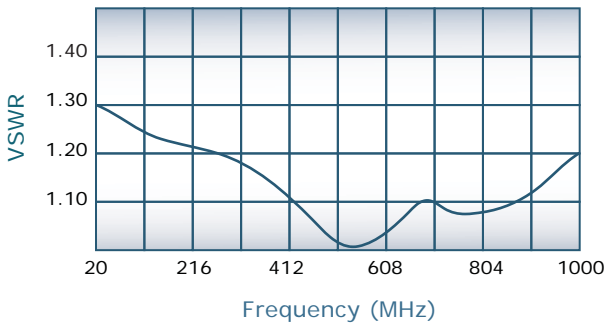
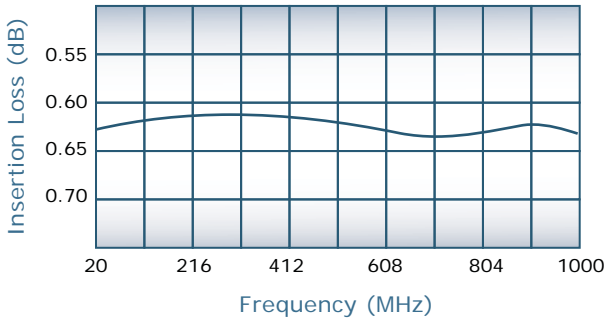
17 Jon Barrett Road Patterson, New York 12563
T (845) 278 2220 www.werlatone.com
F (845) 278 3440 sales@werlatone.com



4-Way Combiner/Divider

Model D7365

Frequency:	20 - 1000 MHz
Power:	100 W CW
Insertion Loss:	0.75 dB Max.
VSWR:	1.35:1 Max.
Isolation:	20 dB Min.
Phase Balance:	$\pm 5^\circ$ Max.
Amplitude Balance:	0.2 dB Max.



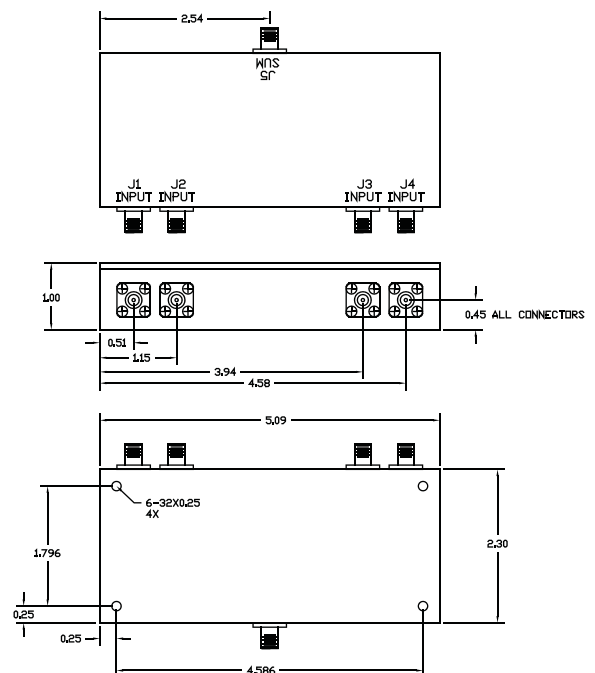
Notes

- All specifications guaranteed
- Test data provided with each unit shipped
- Alternate connector configurations upon request
- Weight: 0.75 pounds

[View Audiovisual Presentation](#)

Connector Configurations

Model	J5 (Sum Port)	J1-J4 (Input/Output)
D7365-12	N Female	SMA
D7365-102	SMA	SMA



Specifications subject to change without notice