



DECADES AHEAD[®]
high power RF devices

Werlatone[®], Inc.

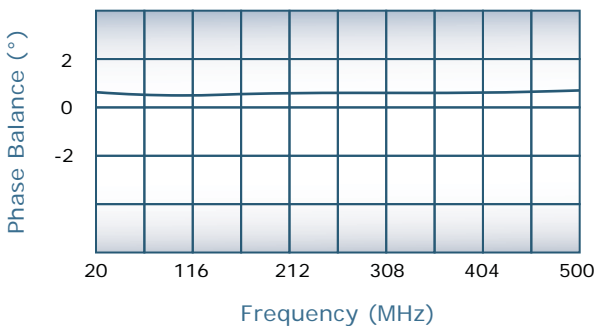
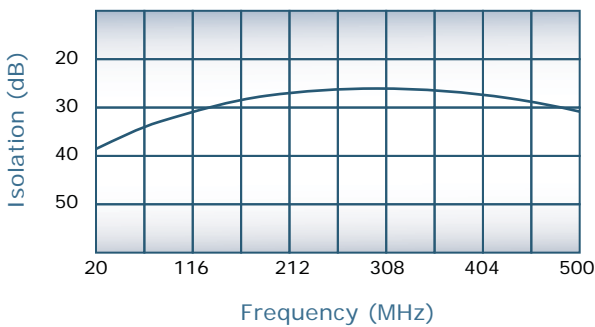
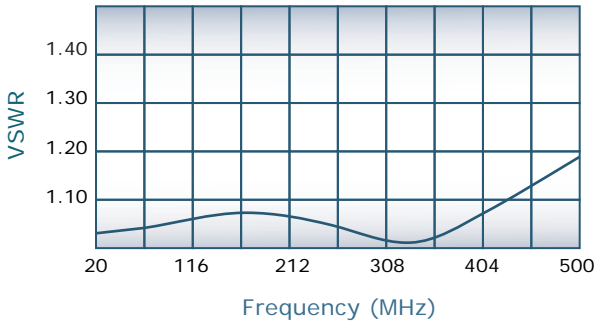
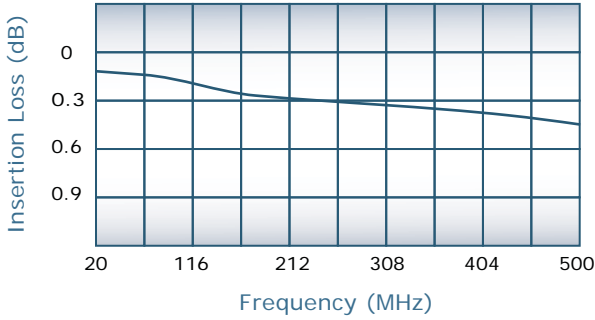
17 Jon Barrett Road Patterson, New York 12563
T (845) 278 2220 www.werlatone.com
F (845) 278 3440 sales@werlatone.com



4-Way Combiner/Divider

Model D6405

Frequency:	20 - 500 MHz
Power:	50 W CW
Insertion Loss:	0.65 dB Max.
VSWR:	1.30:1 Max.
Isolation:	20 dB Min.
Phase Balance:	± 5° Max.
Amplitude Balance:	0.25 dB Max.



Notes

- All specifications guaranteed
- Test data provided with each unit shipped
- Alternate Connector Configurations Upon Request
- Weight: 0.5 Pounds
- Operating Temperature: -55°C to +75°C
- For N Connector Version, View Model D8298

Connector Configurations

Model	J1 (Sum Port)	J2-J5 (Input/Output)
D6405-102	SMA	SMA

