



DECADES AHEAD[®]
high power RF devices

Werlatone[®], Inc.

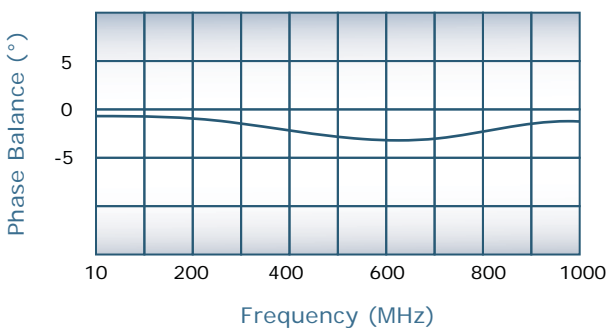
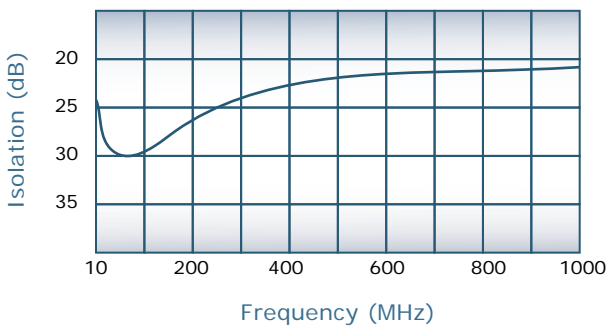
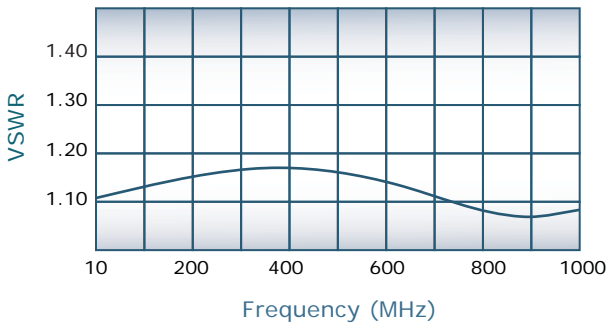
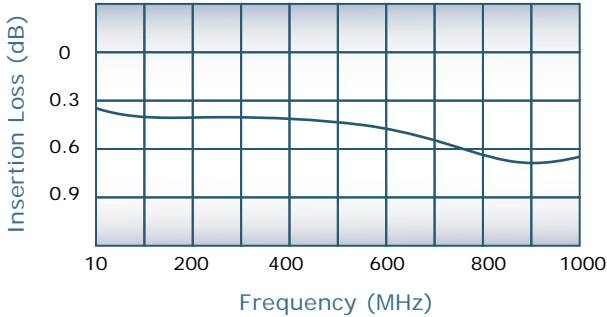
17 Jon Barrett Road Patterson, New York 12563
T (845) 278 2220 www.werlatone.com
F (845) 278 3440 sales@werlatone.com



2-Way Combiner/Divider

Model D6233

Frequency:	10 - 1000 MHz
Power:	25 W CW
Insertion Loss:	0.75 dB Max.
VSWR:	1.35:1 Max.
Isolation:	20 dB Min.
Phase Balance:	± 5° Max.
Amplitude Balance:	0.3 dB Max.



Notes

- All specifications guaranteed
- Test data provided with each unit shipped
- Alternate connector configurations upon request
- Weight: 1 Pound
- Operating Temperature: -55°C to +75°C
- For SMA Connector version, view Model D6163

Connector Configurations

Model	J1 (Sum Port)	J2,J3 (Input/Output)
D6163-10	N Female	N Female
D6163-12	N Female	SMA
D6163-13	N Female	BNC

