

## PRODUCT DATA SHEET

C8249

**4-Port Dual Directional Coupler** employs two, 3-Port Uni-Directional Couplers, internally connected, in tandem, providing measurement of both forward and reverse power. Ideal for simultaneously monitoring a system's forward and reverse power and for reflectometer measurements. Unlike the Bi-Directional Coupler, the directivity of the Dual Directional Coupler is unaffected by the loads on the coupled ports.

### Features:

High Power      Wide Bandwidths      Small Size      Flat Coupling      Custom Designs Available

### Electrical Specifications:

Frequency:	1000 - 3000 MHz
Power:	2000 W CW
Coupling:	50 ± 1.0 dB Max.
Insertion Loss:	0.2 dB Max.
Flatness:	± 0.75 dB Max.
VSWR (ML):	1.35:1 Max.
Directivity:	15 dB Min.

### Mechanical Specifications:

Type:	Connectorized
Material:	Aluminum 6061-T6
Surface Finish:	Chem. Film Per MIL-DTL-5541F Type I Class 3 (Yellow Iridite) RoHS Compliant Available
Operating Temperature:	-55°C to +75°C
Storage Temperature:	-60°C to +85°C
Humidity:	95% Non-Condensing
Size:	3.0 x 3.0 x 1.59"

### Connector Configurations:


Model	Input (J1)	Output (J2)	Fwd (J3)	Rev (J4)
C8249-20	7/16 Female	7/16 Female	N Female	N Female
C8249-22	7/16 Female	7/16 Female	SMA	SMA
C8249-23	7/16 Female	7/16 Female	BNC	BNC
C8249-71	7/8" EIA	7/8" EIA	N Female	N Female
C8249-728	7/16 Male	7/16 Female	SMA	SMA

**Werlatone®** Broadband Dual, Uni, and Bi Directional RF Couplers are designed to tolerate the most stringent operating conditions associated with military and EMC testing environments. Many of our RF Directional Couplers, designated Mismatch Tolerant®, will operate continuously, at rated power, into a severe load mismatch condition. Our multi-octave Directional Couplers maintain exceptional coupling flatness, directivity, VSWR, and insertion loss.

**Restriction on use, duplication, or disclosure of proprietary information.** This document contains proprietary information which is the sole property of

Werlatone, Inc.

Werlatone, Inc. 17 Jon Barrett Road Patterson, NY 12563 T:(845)278-2220 F:(845)278-3440 sales@werlatone.com www.werlatone.com

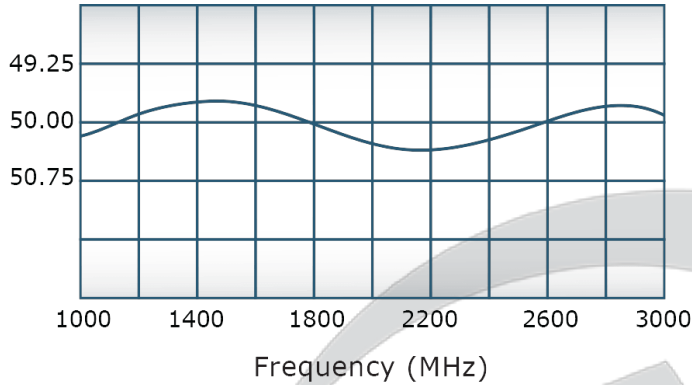


## PRODUCT DATA SHEET

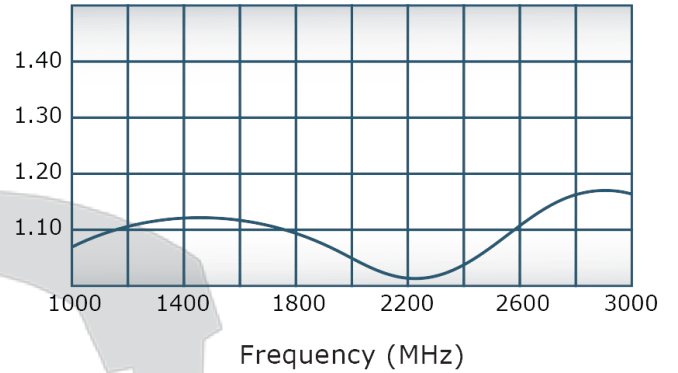
C8249

### Performance Data (Specifications subject to change without notice):

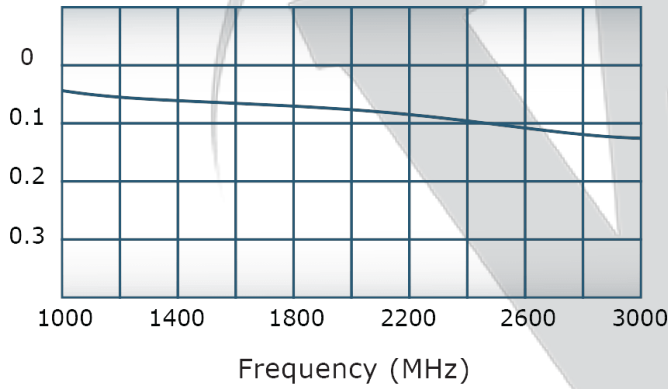
Coupling:



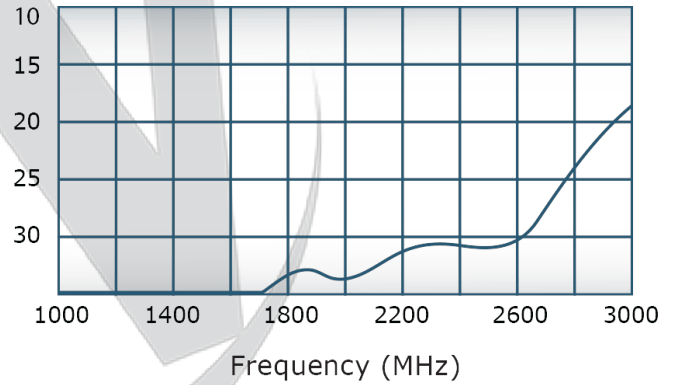
VSWR:



Insertion Loss:



Directivity:



Restriction on use, duplication, or disclosure of proprietary information. This document contains proprietary information which is the sole property of

Werlatone, Inc.

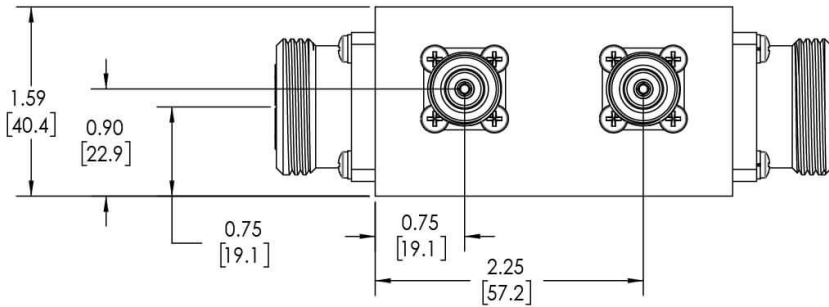
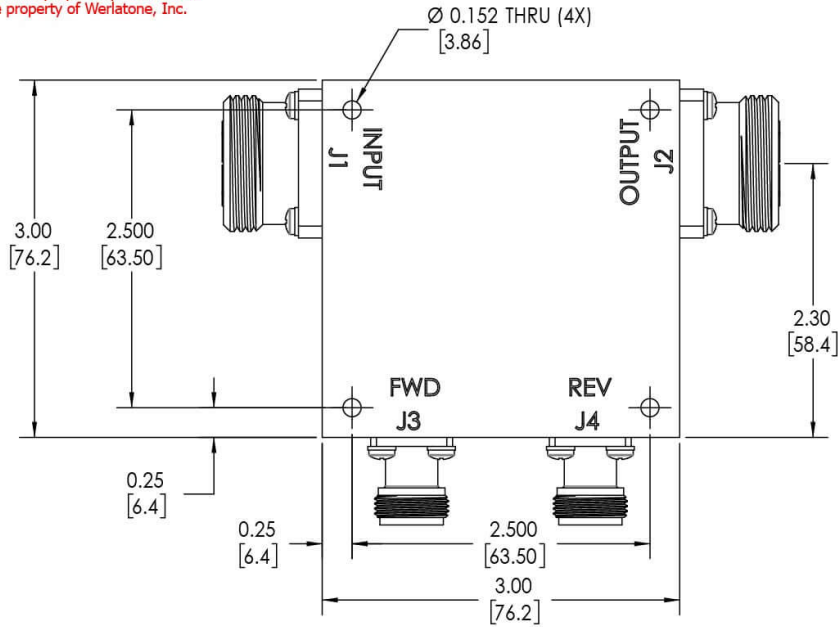
Werlatone, Inc. 17 Jon Barrett Road Patterson, NY 12563 T:(845)278-2220 F:(845)278-3440 sales@werlatone.com www.werlatone.com

**RESTRICTION ON USE, DUPLICATION OR DISCLOSURE OF PROPRIETARY INFORMATION**  
 This document contains proprietary information which is the sole property of Werlatone, Inc.

REVISION HISTORY			
REV.	REVISION RECORD	DATE	APPROVED
A	ECN 9696	5/13/2019	RB

**NOTES: UNLESS OTHERWISE SPECIFIED**

- MATERIAL: ALUMINUM 6061-T6**
- FINISH: CHEM FILM PER MIL-DTL-5541F CLASS I TYPE 3 (YELLOW IRIDITE)**
- CONNECTORS:  
 J1, J2: 7/16 FEMALE  
 J3, J4: N FEMALE**



UNLESS OTHERWISE SPECIFIED	DWN	DATE	17 Jon Barrett Rd Patterson, NY 12563
INTERPRET DRAWING IAW MIL-STD-100	SD	5/13/2019	WERLATONE SINCE 1965
DIMENSIONS PER ASME Y14.5M-2009	CHK	DATE	
PARENTHEICAL INFO FOR REF ONLY	CS	5/13/2019	
DIMENSIONS ARE IN INCHES	ENGR	DATE	TITLE
DIMENSIONAL LINES APPLY BEFORE PROCESSES	INFR	DATE	OUTLINE
TOLERANCES:	QA	DATE	SIZE CAGE CODE DWG NO
ANGLES ± 2°	RLSE	DATE	B 10443-501 A
3 PL ± .005 [13]			SCALE 1:1
2 PL ± .015 [38]			SHEET 1 OF 1
REMOVE ALL BURRS AND SHARP EDGES R.01 MAX			
CONCENTRICITY MACHINED DIA: .002 FIM			
MACHINE TOOL MISMATCH .003 MAX.			

Restriction on use, duplication, or disclosure of proprietary information. This document contains proprietary information which is the sole property of Werlatone, Inc.  
 Werlatone, Inc. 17 Jon Barrett Road Patterson, NY 12563 T:(845)278-2220 F:(845)278-3440 sales@werlatone.com www.werlatone.com