
PRODUCT DATA SHEET
C8056

4-Port Bi-Directional Coupler: Similar to the 3-Port Uni-Directional Coupler, except that both ends of the coupled line serve as coupled ports. Convenient for simultaneously monitoring both forward and reverse power. The directivity of this coupler design is, however, dependent upon well matched 50 Ohm loads on the coupled ports.

Features:

High Power Wide Bandwidths Small Size Flat Coupling Custom Designs Available

Electrical Specifications:

Frequency: 500 - 3500 MHz
 Power: 100 W CW
 Coupling: 30 ± 1.0 dB Max.
 Flatness: ± 0.8 dB Max.
 Insertion Loss: 0.3 dB Max.
 VSWR (ML): 1.20:1 Max.
 Directivity: 20 dB Min.


Mechanical Specifications:

Type: Connectorized
 Material: Aluminum 6061-T6
 Surface Finish: Chem. Film Per MIL-DTL-5541F
 Type I Class 3 (Yellow Iridite)
 RoHS Compliant Available
 Operating Temperature: -55°C to +75°C
 Storage Temperature: -60°C to +85°C
 Humidity: 95% Non-Condensing
 Size: 1.34 x 1.01 x 0.57"

Port Configurations:

Model	Input (J1)	Output (J2)	Fwd (J3)	Rev (J4)
C8056-102	SMA	SMA	SMA	SMA

Werlatone® Broadband Dual, Uni, and Bi Directional RF Couplers are designed to tolerate the most stringent operating conditions associated with military and EMC testing environments. Many of our RF Directional Couplers, designated Mismatch Tolerant®, will operate continuously, at rated power, into a severe load mismatch condition. Our multi-octave Directional Couplers maintain exceptional coupling flatness, directivity, VSWR, and insertion loss.

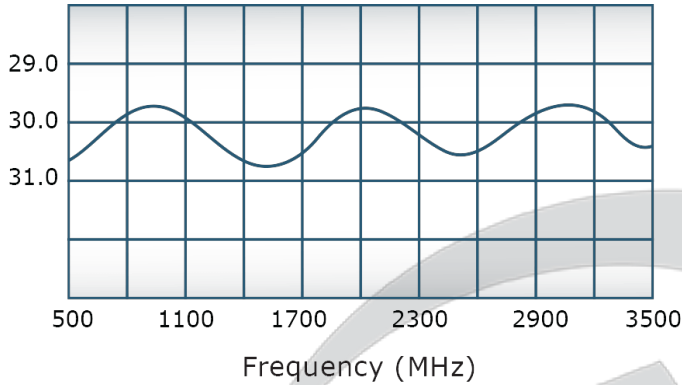


PRODUCT DATA SHEET

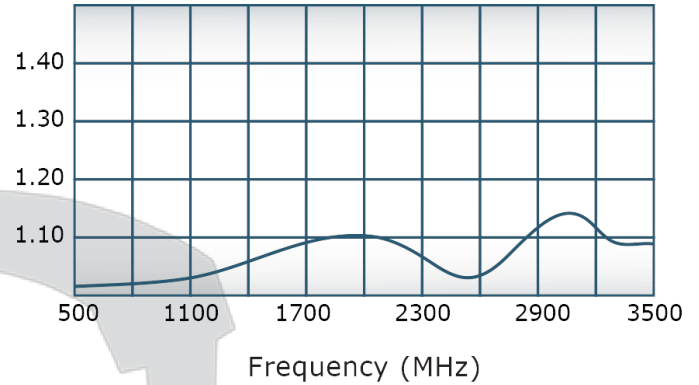
C8056

Performance Data (Specifications subject to change without notice):

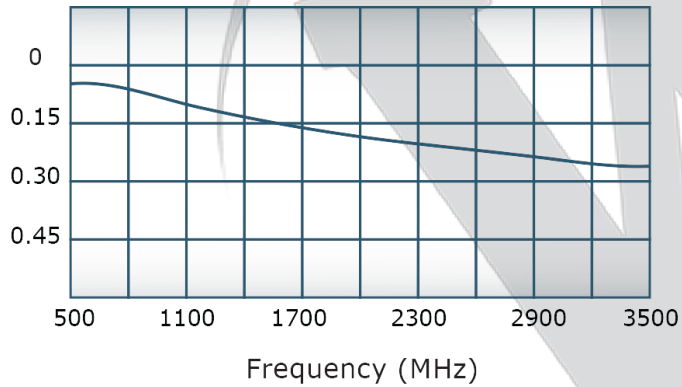
Coupling:



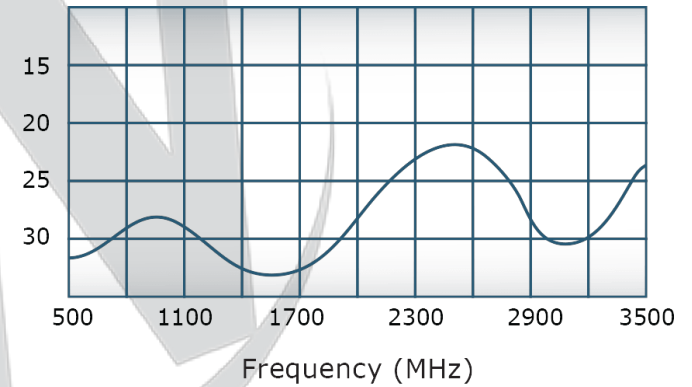
VSWR:



Insertion Loss:



Directivity:



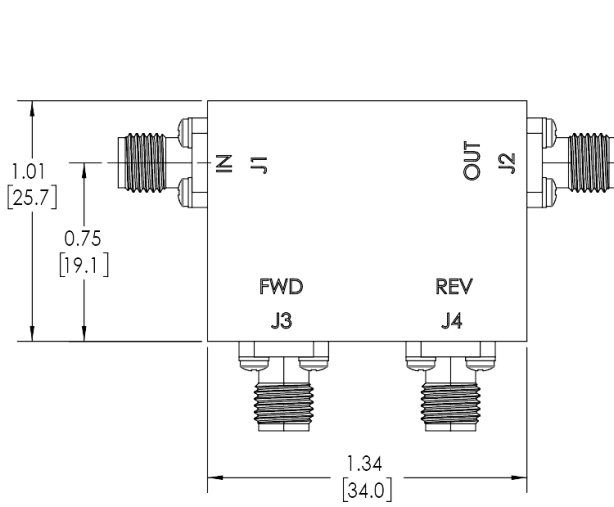
Restriction on use, duplication, or disclosure of proprietary information. This document contains proprietary information which is the sole property of

Werlatone, Inc.

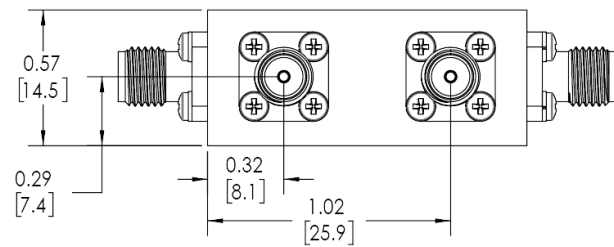
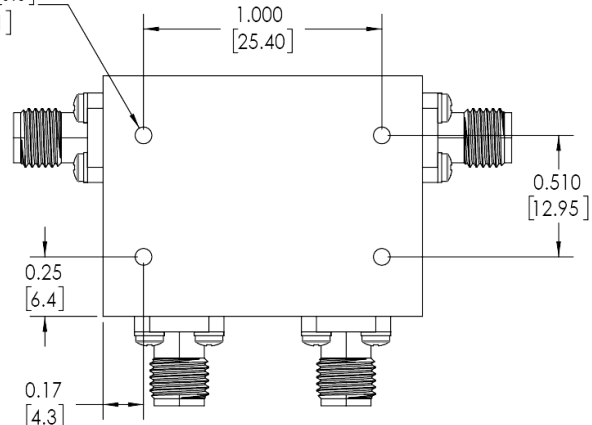
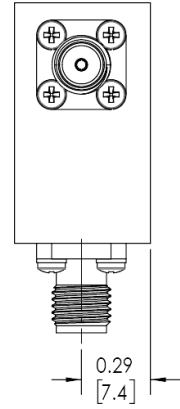
Werlatone, Inc. 17 Jon Barrett Road Patterson, NY 12563 T:(845)278-2220 F:(845)278-3440 sales@werlatone.com www.werlatone.com

RESTRICTION ON USE, DUPLICATION OR DISCLOSURE OF PROPRIETARY INFORMATION
 This document contains proprietary information which is the sole property of Werlatone, Inc.

REVISION HISTORY			
REV.	REVISION RECORD	DATE	APPROVED
A	ECN 5102	3/17/2010	BW
B	ECN 9696	9/27/2019	RB



4X \varnothing 0.07 [1.8] ∇ 0.25 [6.5]
 2-56 UNC ∇ 0.20 [5.1]



- NOTES: UNLESS OTHERWISE SPECIFIED**
- MATERIAL: ALUMINUM 6061-T6**
 - FINISH: CHEM FILM PER MIL-DTL-5541F TYPE I CLASS 3 (YELLOW IRIDITE)**
 - CONNECTORS: J1-J4: SMA FEMALE**

UNLESS OTHERWISE SPECIFIED		OWN	DATE	17 Jon Barrett Rd Patterson, NY 12563
INTERPRET DRAWING IAW MIL-STD-100	SD	9/27/2019		
DIMENSIONS PER ASME Y14.5M-2009	CHK	DATE		
PARENTHEetical INFO FOR REF ONLY	CS	9/27/2019		
DIMENSIONS ARE IN INCHES	ENGR	DATE		
DIMENSIONAL LIMITS APPLY BEFORE FINISHES	INFR	DATE		
TOLERANCES:	QA	DATE		
ANGLES = 2°	RLSE	DATE		
3 PL ± .005 [13]				
2 PL ± .015 [38]				
REMOVE ALL BURRS AND SHARP EDGES R.01 MAX				
CONCENTRICITY MACHINED DIA: .002 FIM				
MACHINE TOOL MISMATCH .003 FIM				
NEXT ASSY	USED ON			
APPLICATION	THIRD ANGLE PROJECTION			
		SCALE	2:1	SHEET 1 OF 1
		TITLE	OUTLINE	
		SIZE	B	REV
		CAGE CODE	20383-500	B
		DWG NO		

Restriction on use, duplication, or disclosure of proprietary information. This document contains proprietary information which is the sole property of Werlatone, Inc.
 Werlatone, Inc. 17 Jon Barrett Road Patterson, NY 12563 T:(845)278-2220 F:(845)278-3440 sales@werlatone.com www.werlatone.com