
PRODUCT DATA SHEET
C7530

3-Port Uni-Directional Coupler: Consists of a main line and a coupled line. One end of the coupled line is internally terminated, while the other end serves as a coupled port. Ideal for sampling and monitoring power in one direction at a given time. It is necessary to physically reverse the orientation of the unit to change from a forward to a reverse power measurement.

Features:

High Power Wide Bandwidths Small Size Flat Coupling Custom Designs Available

Electrical Specifications:

Frequency: 300 - 3000 MHz
 Power: 100 W CW
 Coupling: 20 ± 1.0 dB Max.
 Insertion Loss: 0.35 dB Max.
 Flatness: ± 1.0 dB Max.
 VSWR (ML): 1.20:1 Max.
 Directivity: 18 dB Min.

Mechanical Specifications:

Type: Connectorized
 Material: Aluminum 6061-T6
 Surface Finish: Chem. Film Per MIL-DTL-5541F
 Type I Class 3 (Yellow Iridite)
 RoHS Compliant Available
 Operating Temperature: -55°C to +75°C
 Storage Temperature: -60°C to +85°C
 Humidity: 95% Non-Condensing
 Size: 3.7 x 2.0 x 0.75"
 Weight: 0.5 lbs.

Connector Configurations:

Model	Input (J1)	Output (J2)	Fwd (J3)
C7530-10	N Female	N Female	N Female
C7530-12	N Female	N Female	SMA
C7530-102	SMA	SMA	SMA

Werlatone® Broadband Dual, Uni, and Bi Directional RF Couplers are designed to tolerate the most stringent operating conditions associated with military and EMC testing environments. Many of our RF Directional Couplers, designated Mismatch Tolerant®, will operate continuously, at rated power, into a severe load mismatch condition. Our multi-octave Directional Couplers maintain exceptional coupling flatness, directivity, VSWR, and insertion loss.

Restriction on use, duplication, or disclosure of proprietary information. This document contains proprietary information which is the sole property of Werlatone, Inc.

Werlatone, Inc. 17 Jon Barrett Road Patterson, NY 12563 T:(845)278-2220 F:(845)278-3440 sales@werlatone.com www.werlatone.com

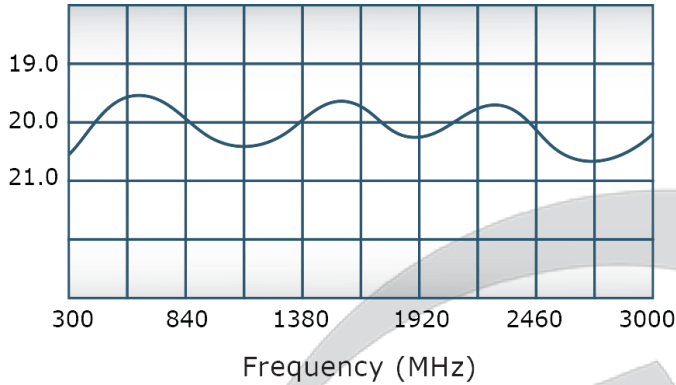


PRODUCT DATA SHEET

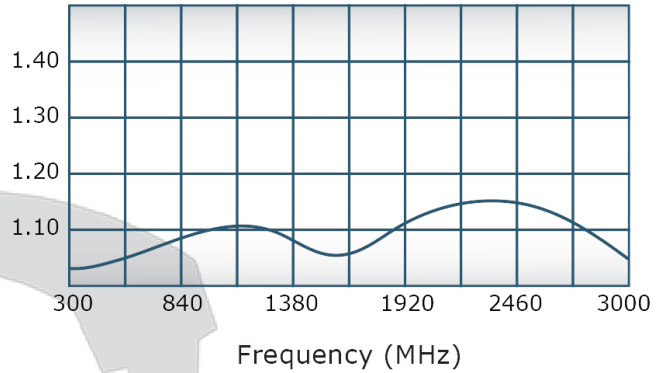
C7530

Performance Data (Specifications subject to change without notice):

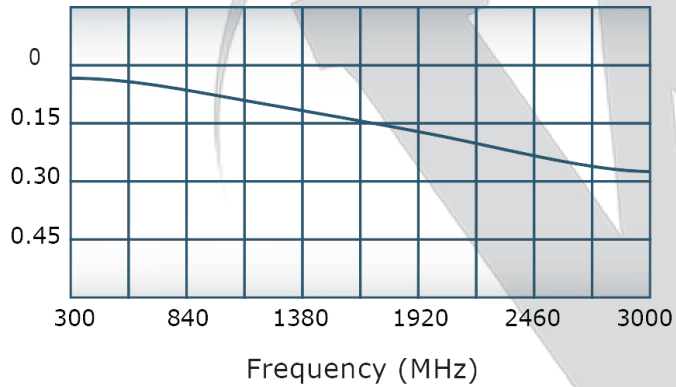
Coupling:



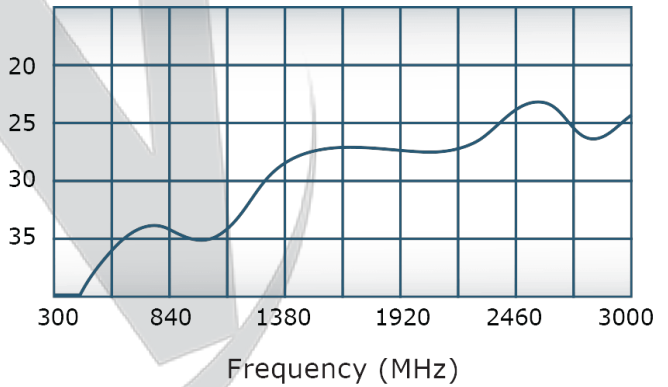
VSWR:



Insertion Loss:



Directivity:



Restriction on use, duplication, or disclosure of proprietary information. This document contains proprietary information which is the sole property of

Werlatone, Inc.

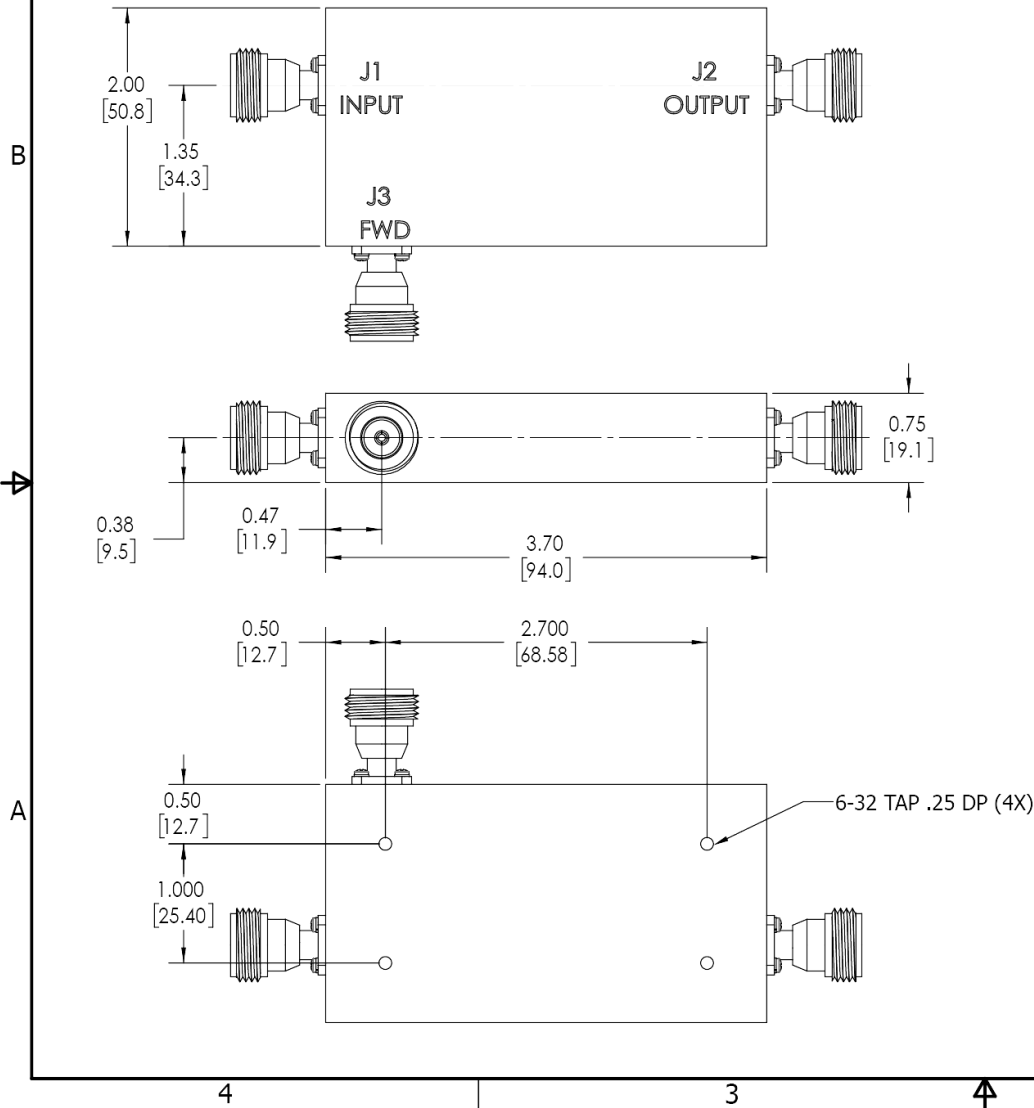
Werlatone, Inc. 17 Jon Barrett Road Patterson, NY 12563 T:(845)278-2220 F:(845)278-3440 sales@werlatone.com www.werlatone.com

RESTRICTION ON USE, DUPLICATION OR DISCLOSURE OF PROPRIETARY INFORMATION
 This document contains proprietary information which is the sole property of Werlatone, Inc.

REVISION HISTORY			
REV.	REVISION RECORD	DATE	APPROVED
A	ECN 9696	7/6/2020	RB

NOTES: UNLESS OTHERWISE SPECIFIED

- MATERIAL: ALUMINUM 6061-T6**
- FINISH: CHEM FILM PER MIL-DTL-5541F TYPE I CLASS 3 (YELLOW IRIDITE)**
- CONNECTORS:
J1-J3: N FEMALE**



UNLESS OTHERWISE SPECIFIED		OWN	DATE	17 Jon Barrett Rd Patterson, NY 12563
INTERPRET DRAWING IAW MIL-STD-100	SD	7/6/2020		W WERLATONE SINCE 1965
DIMENSIONS PER ASME Y14.5M-2009	CHK	DATE		
PARENTHEICAL INFO FOR REF ONLY	CS	7/6/2020		TITLE
DIMENSIONS ARE IN INCHES	ENGR	DATE		OUTLINE
DIMENSIONAL LIMITS APPLY BEFORE PROCESSES	INFR	DATE		SIZE CAGE CODE DWG NO
TOLERANCES:	QA	DATE		B 20178-500
ANGLES = 2°	RLSE	DATE		REV
3 PL ± .005 (.13)				A
2 PL ± .015 (.38)				
REMOVE ALL BURRS AND SHARP EDGES R.01 MAX				
CONCENTRICITY MACHINED DIA: .002 FIM				
MACHINE TOOL MISMATCH .003 FIM				
APPLICATION	USED ON	THIRD ANGLE PROJECTION	SCALE	SHEET 1 OF 1
			1:1	

Restriction on use, duplication, or disclosure of proprietary information. This document contains proprietary information which is the sole property of Werlatone, Inc.
 Werlatone, Inc. 17 Jon Barrett Road Patterson, NY 12563 T:(845)278-2220 F:(845)278-3440 sales@werlatone.com www.werlatone.com