
**PRODUCT DATA SHEET**
**C7402**

**3-Port Uni-Directional Coupler:** Consists of a main line and a coupled line. One end of the coupled line is internally terminated, while the other end serves as a coupled port. Ideal for sampling and monitoring power in one direction at a given time. It is necessary to physically reverse the orientation of the unit to change from a forward to a reverse power measurement.

**Features:**

High Power      Wide Bandwidths      Small Size      Flat Coupling      Custom Designs Available

**Electrical Specifications:**

Frequency:            500 - 2500 MHz  
 Power:                100 W CW  
 Coupling:             30 ± 1.0 dB Max.  
 Insertion Loss:       0.3 dB Max.  
 Flatness:             ± 0.5 dB Max.  
 VSWR (ML):         1.30:1 Max.  
 Directivity:           20 dB Min.

**Mechanical Specifications:**

Type:                    Connectorized  
 Material:              Aluminum 6061-T6  
 Surface Finish:       Chem. Film Per MIL-DTL-5541F  
                               Type I Class 3 (Yellow Iridite)  
                               RoHS Compliant Available  
 Operating Temperature:    -55°C to +75°C  
 Storage Temperature:      -60°C to +85°C  
 Humidity:              95% Non-Condensing  
 Size:                    3.0 x 3.0 x 1.09"

**Connector Configurations:**

Model	Input (J1)	Output (J2)	Fwd (J3)
C7402-10	N Female	N Female	N Female
C7402-12	N Female	N Female	SMA
C7402-13	N Female	N Female	BNC
C7402-41	SC Female	SC Female	N Female
C7402-43	SC Female	SC Female	SMA

**Werlatone®** Broadband Dual, Uni, and Bi Directional RF Couplers are designed to tolerate the most stringent operating conditions associated with military and EMC testing environments. Many of our RF Directional Couplers, designated Mismatch Tolerant®, will operate continuously, at rated power, into a severe load mismatch condition. Our multi-octave Directional Couplers maintain exceptional coupling flatness, directivity, VSWR, and insertion loss.

**Restriction on use, duplication, or disclosure of proprietary information.** This document contains proprietary information which is the sole property of Werlatone, Inc.

Werlatone, Inc. 17 Jon Barrett Road Patterson, NY 12563 T:(845)278-2220 F:(845)278-3440 sales@werlatone.com www.werlatone.com

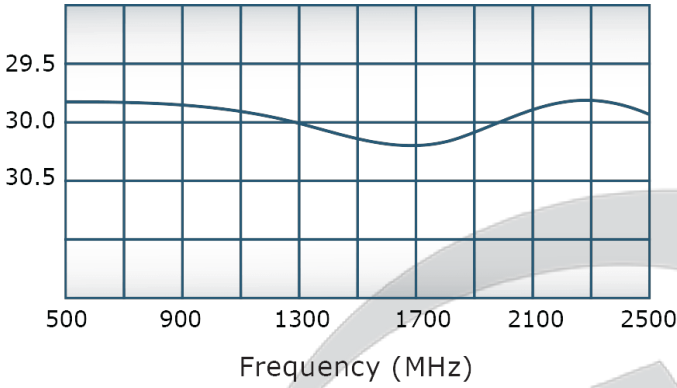


## PRODUCT DATA SHEET

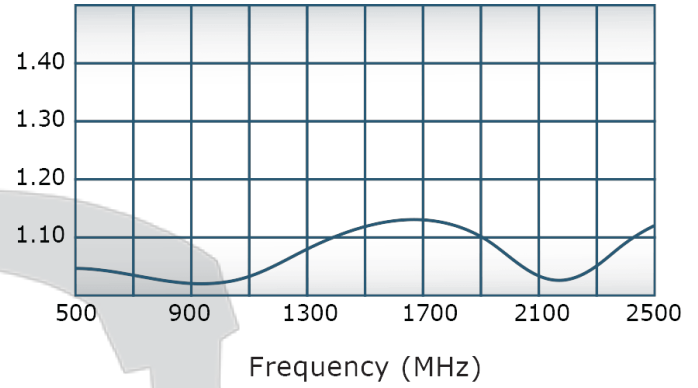
C7402

### Performance Data (Specifications subject to change without notice):

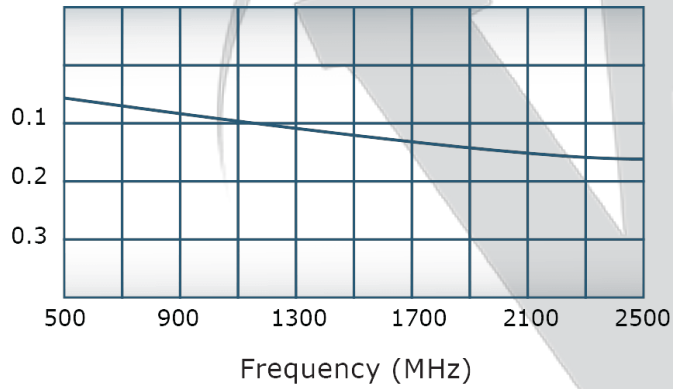
Coupling:



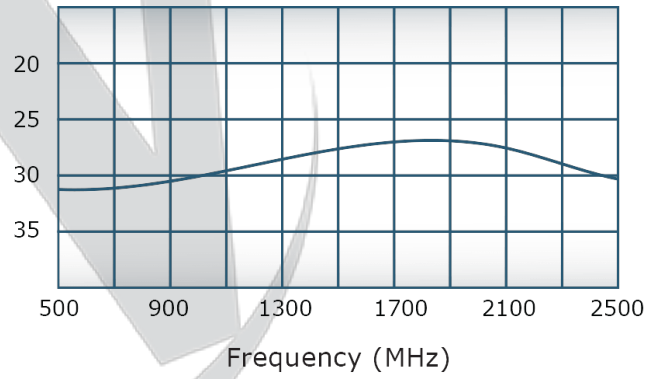
VSWR:



Insertion Loss:



Directivity:



Restriction on use, duplication, or disclosure of proprietary information. This document contains proprietary information which is the sole property of

Werlatone, Inc.

Werlatone, Inc. 17 Jon Barrett Road Patterson, NY 12563 T:(845)278-2220 F:(845)278-3440 sales@werlatone.com www.werlatone.com

