



PRODUCT DATA SHEET

C7141W

3-Port Uni-Directional Coupler: Consists of a main line and a coupled line. One end of the coupled line is internally terminated, while the other end serves as a coupled port. Ideal for sampling and monitoring power in one direction at a given time. It is necessary to physically reverse the orientation of the unit to change from a forward to a reverse power measurement.

Features:

High Power Wide Bandwidths Small Size Flat Coupling Custom Designs Available

Electrical Specifications:

Frequency:	100 - 500 MHz
Power:	100 W CW
Coupling:	6 ± 1.0 dB Max.
Insertion Loss:	0.3 dB Max.
Flatness:	± 1.0 dB Max.
VSWR (ML):	1.30:1 Max.
Directivity:	20 dB Min.

Mechanical Specifications:

Type:	Connectorized
Material:	Aluminum 6061-T6
Surface Finish:	Chem. Film Per MIL-DTL-5541F Type I Class 3 (Yellow Iridite), Black Epoxy Paint/White Epoxy Lettering RoHS Compliant Available
Operating Temperature:	-55°C to +75°C
Storage Temperature:	-60°C to +85°C
Humidity:	100% Condensing
Size:	7.0 x 5.0 x 1.8"
Weight:	3 lbs.

Port Configurations:

Model	Input (J1)	Output (J2)	Fwd (J3)
C7141W-10-10	N Female	N Female	N Female

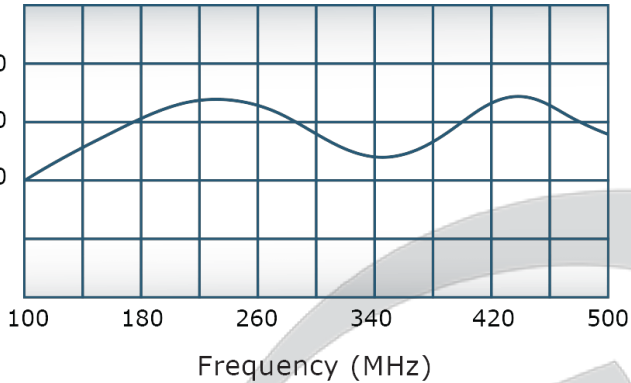
Werlatone® Broadband Dual, Uni, and Bi Directional RF Couplers are designed to tolerate the most stringent operating conditions associated with military and EMC testing environments. Many of our RF Directional Couplers, designated Mismatch Tolerant®, will operate continuously, at rated power, into a severe load mismatch condition. Our multi-octave Directional Couplers maintain exceptional coupling flatness, directivity, VSWR, and insertion loss.

Restriction on use, duplication, or disclosure of proprietary information. This document contains proprietary information which is the sole property of Werlatone, Inc.

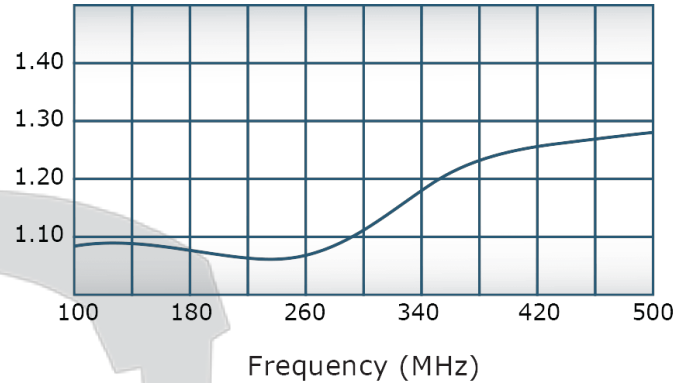
Werlatone, Inc. 17 Jon Barrett Road Patterson, NY 12563 T:(845)278-2220 F:(845)278-3440 sales@werlatone.com www.werlatone.com

Performance Data (Specifications subject to change without notice):

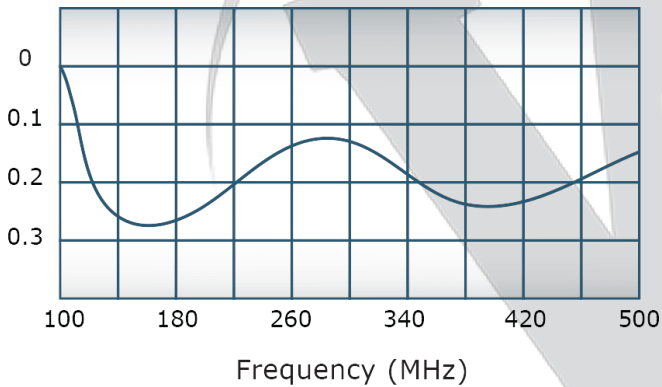
Coupling:



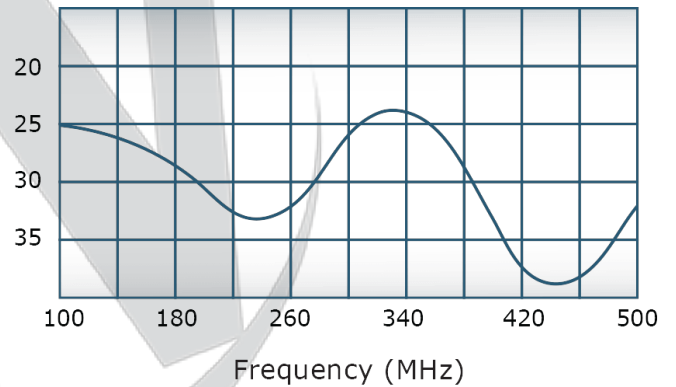
VSWR:



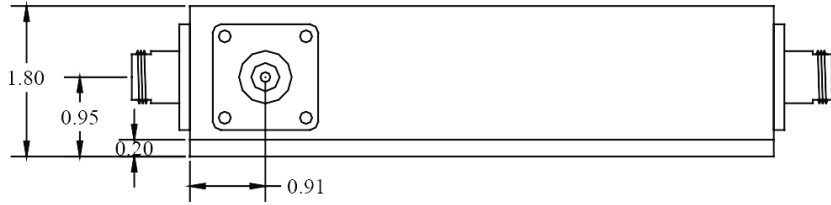
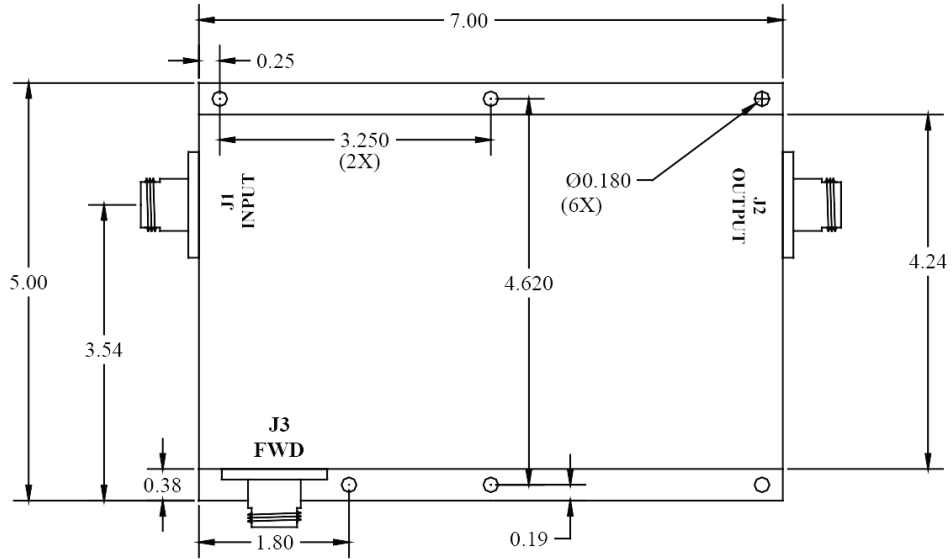
Insertion Loss:



Directivity:



DATE	SYM	REVISION RECORD	AUTH	DR	CK
2/24/04	REV.A	ECN:3434	RH		



THIS DRAWING CONTAINS INFORMATION PROPRIETARY TO WERLATONE INC. AND MAY NOT BE USED OR COPIED WITHOUT THE WRITTEN CONSENT OF WERLATONE INC.

TOLERANCE		WERLATONE INC.	
XX +/- .015		SCALE	DRAWN BY: NH
XXX +/- .005			APPVD BY: CS
TITLE : OUTLINE		DATE	DRAWING NO:
		07/09/03	10921-500A

Restriction on use, duplication, or disclosure of proprietary information. This document contains proprietary information which is the sole property of Werlatone, Inc. Werlatone, Inc. 17 Jon Barrett Road Patterson, NY 12563 T:(845)278-2220 F:(845)278-3440 sales@werlatone.com www.werlatone.com