
**PRODUCT DATA SHEET**
**C7058**

**4-Port Bi-Directional Coupler:** Similar to the 3-Port Uni-Directional Coupler, except that both ends of the coupled line serve as coupled ports. Convenient for simultaneously monitoring both forward and reverse power. The directivity of this coupler design is, however, dependent upon well matched 50 Ohm loads on the coupled ports.

**Features:**

High Power      Wide Bandwidths      Small Size      Flat Coupling      Custom Designs Available

**Electrical Specifications:**

Frequency:            200 - 2000 MHz  
 Power:                200 W CW  
 Coupling:            10 ± 1.0 dB Max.  
 Insertion Loss:      0.3 dB Max.  
 Flatness:             ± 1.0 dB Max.  
 VSWR (ML):         1.25:1 Max.  
 Directivity:          20 dB Min.


**Mechanical Specifications:**

Type:                    Connectorized  
 Material:              Aluminum 6061-T6  
 Surface Finish:      Chem. Film Per MIL-DTL-5541F  
                               Type I Class 3 (Yellow Iridite)  
                               RoHS Compliant Available  
 Operating Temperature: -55°C to +75°C  
 Storage Temperature: -60°C to +85°C  
 Humidity:             95% Non-Condensing  
 Size:                    6.4 x 1.6 x 0.72"  
 Weight:                12 ounces

**Port Configurations:**

Model	Input (J1)	Output (J2)	Fwd (J3)	Rev (J4)
C7058-10	N Female	N Female	N Female	N Female
C7058-12	N Female	N Female	SMA	SMA
C7058-102	SMA	SMA	SMA	SMA

**Werlatone®** Broadband Dual, Uni, and Bi Directional RF Couplers are designed to tolerate the most stringent operating conditions associated with military and EMC testing environments. Many of our RF Directional Couplers, designated Mismatch Tolerant®, will operate continuously, at rated power, into a severe load mismatch condition. Our multi-octave Directional Couplers maintain exceptional coupling flatness, directivity, VSWR, and insertion loss.

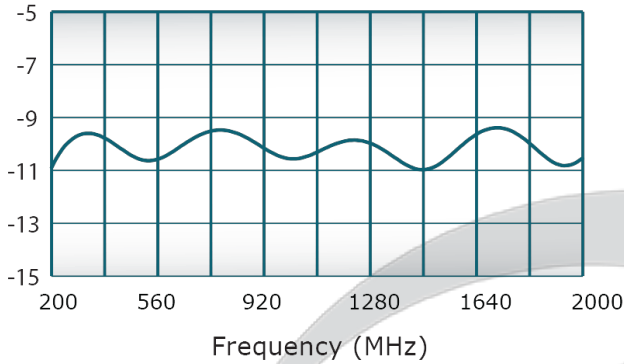


## PRODUCT DATA SHEET

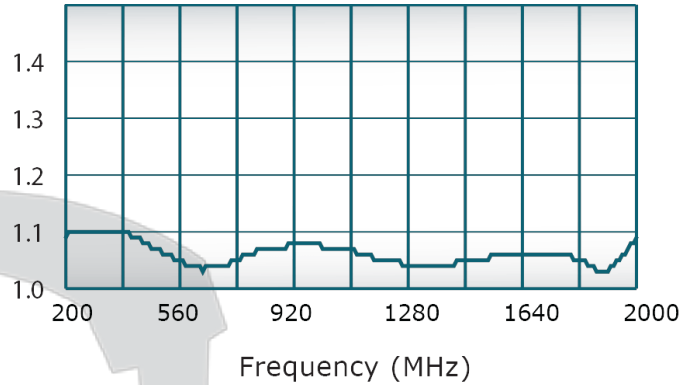
C7058

### Performance Data (Specifications subject to change without notice):

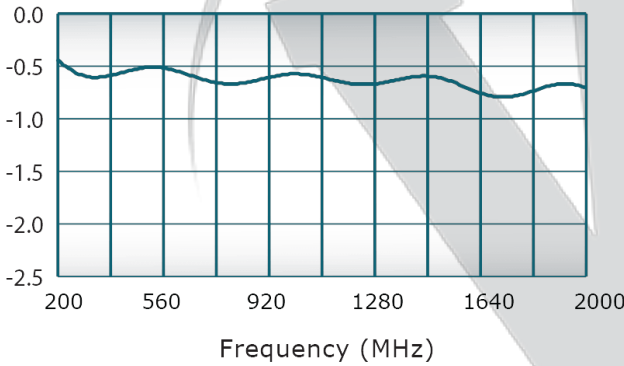
Coupling:



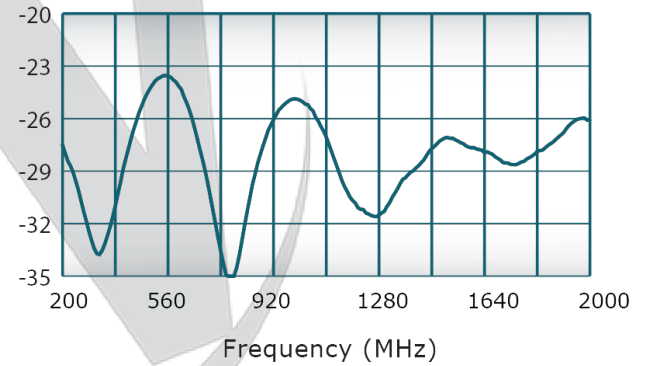
VSWR:



Insertion Loss:



Directivity:

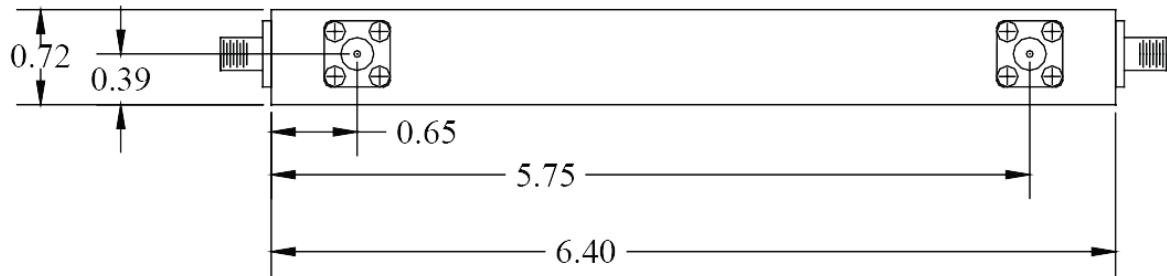
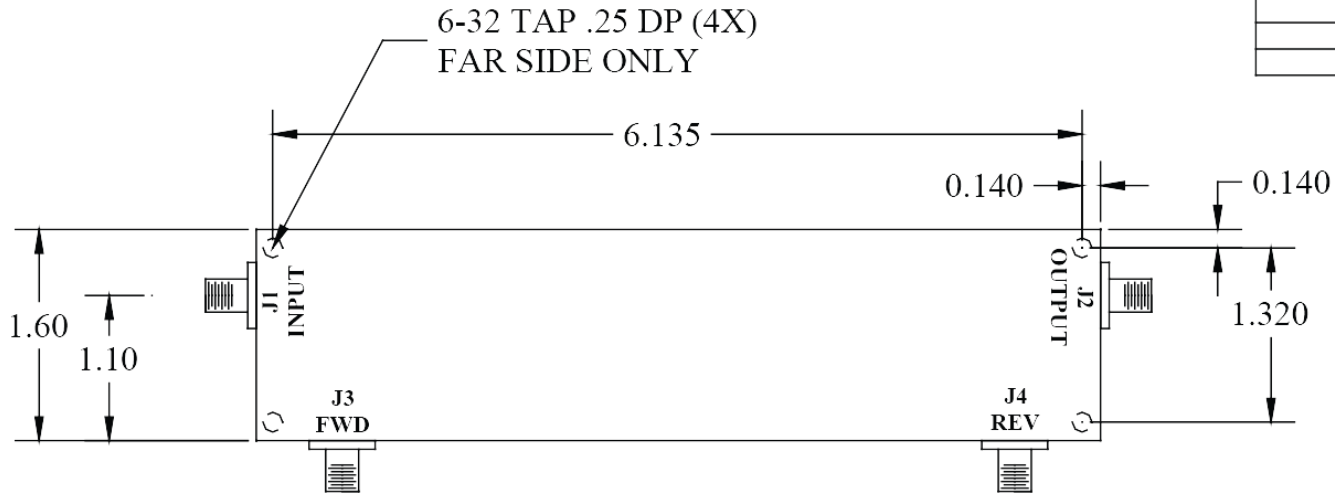


Restriction on use, duplication, or disclosure of proprietary information. This document contains proprietary information which is the sole property of

Werlatone, Inc.

Werlatone, Inc. 17 Jon Barrett Road Patterson, NY 12563 T:(845)278-2220 F:(845)278-3440 sales@werlatone.com www.werlatone.com

DATE	SYM	REVISION RECORD	AUTH	DR	CK



THIS DRAWING CONTAINS INFORMATION  
PROPRIETARY TO WERLATONE INC. AND  
MAY NOT BE USED OR COPIED WITHOUT  
THE WRITTEN CONSENT OF WERLATONE INC.

TOLERANCE	WERLATONE INC.		
XX +/- .015	SCALE	DRAWN BY : NH	
XXX +/- .005		APPVD BY: CS	
X	TITLE : <b>OUTLINE</b>		
	DATE 05/22/03	DRAWING NO: <b>10906-501</b>	

**Restriction on use, duplication, or disclosure of proprietary information.** This document contains proprietary information which is the sole property of Werlatone, Inc.  
Werlatone, Inc. 17 Jon Barrett Road Patterson, NY 12563 T:(845)278-2220 F:(845)278-3440 sales@werlatone.com www.werlatone.com