
PRODUCT DATA SHEET
C6796

4-Port Dual Directional Coupler employs two, 3-Port Uni-Directional Couplers, internally connected, in tandem, providing measurement of both forward and reverse power. Ideal for simultaneously monitoring a system's forward and reverse power and for reflectometer measurements. Unlike the Bi-Directional Coupler, the directivity of the Dual Directional Coupler is unaffected by the loads on the coupled ports.

Features:

High Power Wide Bandwidths Small Size Flat Coupling Custom Designs Available

Electrical Specifications:

Frequency: 80 - 1000 MHz
 Power: 5000 W CW
 Coupling: 60 ± 1.0 dB Max.
 Insertion Loss: 0.2 dB Max.
 Flatness: ± 0.5 dB Max.
 VSWR (ML): 1.25:1 Max.
 Directivity: 20 dB Min.

Mechanical Specifications:

Type: Connectorized
 Material: Aluminum 6061-T6
 Surface Finish: Chem. Film Per MIL-DTL-5541F
 Type I Class 3 (Yellow Iridite)
 RoHS Compliant Available
 Operating Temperature: -55°C to +75°C
 Storage Temperature: -60°C to +85°C
 Humidity: 95% Non-Condensing
 Size: 6" Line Section


Connector Configurations:

Model	Input (J1)	Output (J2)	Fwd (J3)	Rev (J4)
C6796-81	1 5/8" EIA	1 5/8" EIA	N Female	N Female
C6796-83	1 5/8" EIA	1 5/8" EIA	SMA	SMA
C6796-84	1 5/8" EIA	1 5/8" EIA	BNC	BNC

Werlatone® Broadband Dual, Uni, and Bi Directional RF Couplers are designed to tolerate the most stringent operating conditions associated with military and EMC testing environments. Many of our RF Directional Couplers, designated Mismatch Tolerant®, will operate continuously, at rated power, into a severe load mismatch condition. Our multi-octave Directional Couplers maintain exceptional coupling flatness, directivity, VSWR, and insertion loss.

Restriction on use, duplication, or disclosure of proprietary information. This document contains proprietary information which is the sole property of Werlatone, Inc.

Werlatone, Inc. 17 Jon Barrett Road Patterson, NY 12563 T:(845)278-2220 F:(845)278-3440 sales@werlatone.com www.werlatone.com

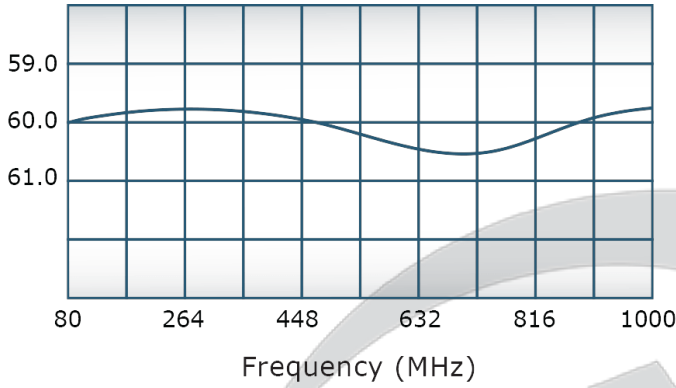


PRODUCT DATA SHEET

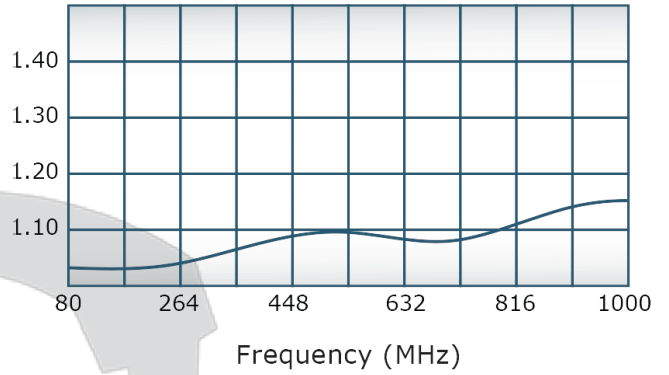
C6796

Performance Data (Specifications subject to change without notice):

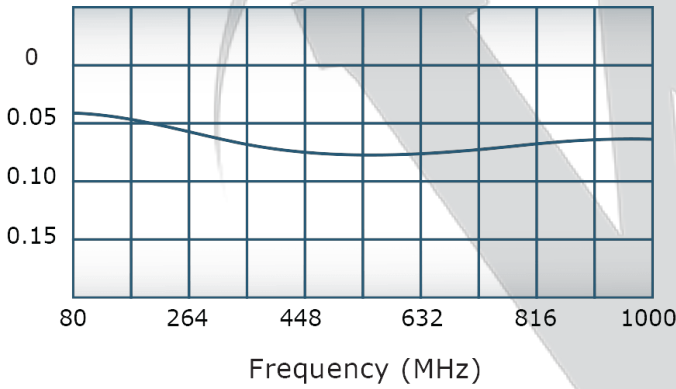
Coupling:



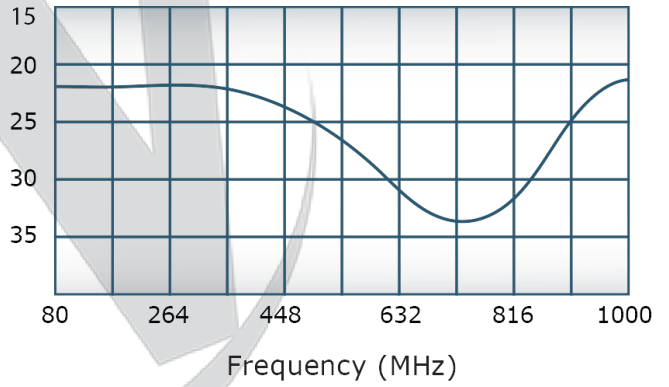
VSWR:



Insertion Loss:



Directivity:



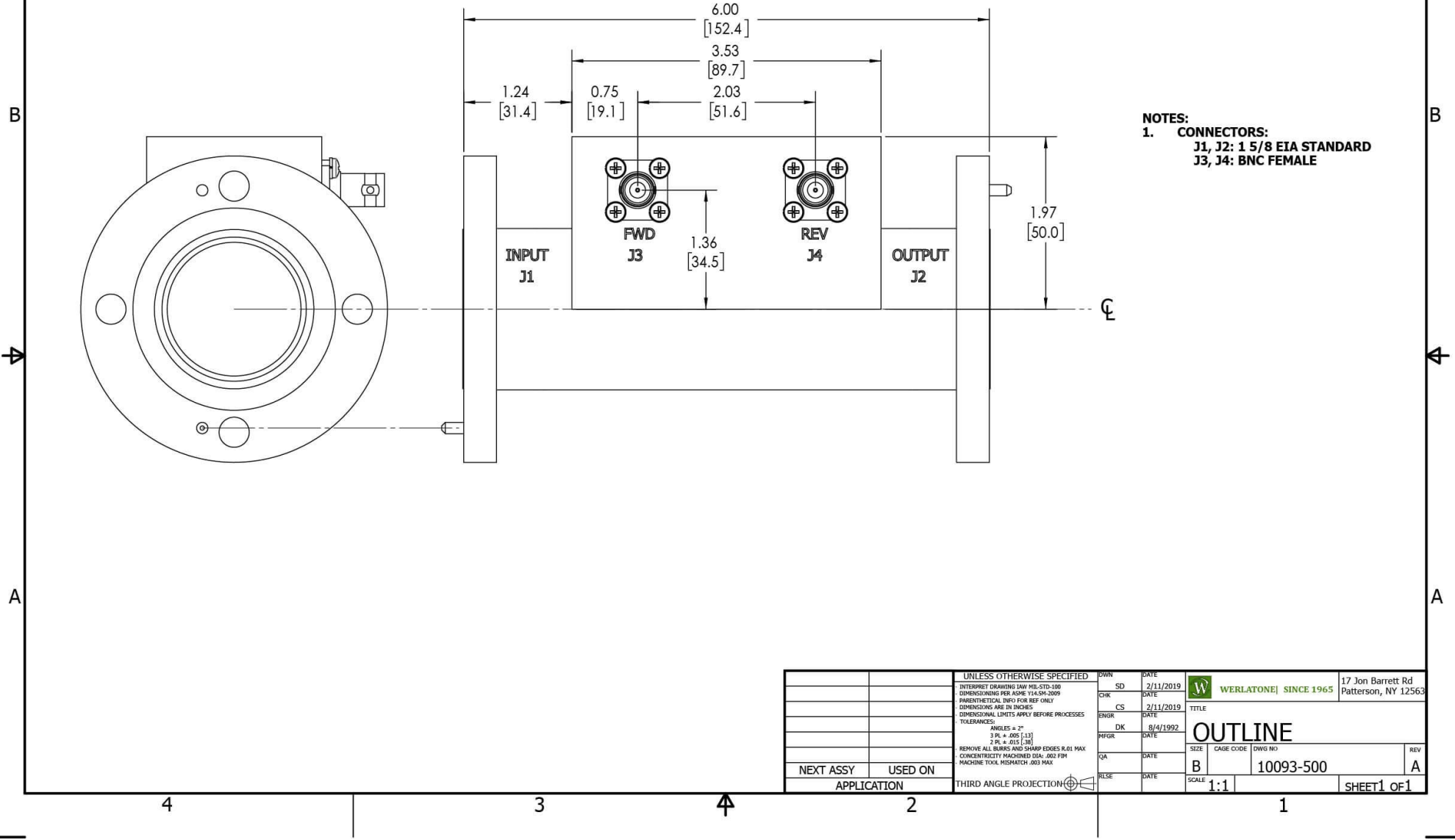
Restriction on use, duplication, or disclosure of proprietary information. This document contains proprietary information which is the sole property of

Werlatone, Inc.

Werlatone, Inc. 17 Jon Barrett Road Patterson, NY 12563 T:(845)278-2220 F:(845)278-3440 sales@werlatone.com www.werlatone.com

RESTRICTION ON USE, DUPLICATION OR DISCLOSURE OF PROPRIETARY INFORMATION
 This document contains proprietary information which is the sole property of Werlatone, Inc.

REVISION HISTORY			
REV.	REVISION RECORD	DATE	APPROVED
A	ECN 9696	11/29/18	RB



UNLESS OTHERWISE SPECIFIED		DWN	DATE	WERLATONE SINCE 1965 17 Jon Barrett Rd Patterson, NY 12563
INTERPRET DRAWING IAW MIL-STD-100 DIMENSIONS FOR ASME Y14.5M-2009 PARENTHETICAL INFO FOR REF ONLY DIMENSIONS ARE IN INCHES DIMENSIONAL LINES APPLY BEFORE PROCESSES		SD	2/11/2019	
TOLERANCES:		CHK	DATE	TITLE
ANGLES ± 2°		CS	2/11/2019	
3 PL ± .005 (1.3)		ENGR	DATE	OUTLINE
2 PL ± .015 (1.38)		DK	8/4/1992	
REMOVE ALL BURRS AND SHARP EDGES R.01 MAX		INFR	DATE	SIZE
CONCENTRICITY MACHINED DIA: .002 FIM		QA	DATE	CAGE CODE
MACHINE TOOL MISMATCH .003 MAX		RLSE	DATE	DWG NO
NEXT ASSY	USED ON	THIRD ANGLE PROJECTION		REV
APPLICATION		SCALE	1:1	10093-500
				A
				SHEET 1 OF 1

Restriction on use, duplication, or disclosure of proprietary information. This document contains proprietary information which is the sole property of Werlatone, Inc.
 Werlatone, Inc. 17 Jon Barrett Road Patterson, NY 12563 T:(845)278-2220 F:(845)278-3440 sales@werlatone.com www.werlatone.com