
PRODUCT DATA SHEET
C6265

4-Port Dual Directional Coupler employs two, 3-Port Uni-Directional Couplers, internally connected, in tandem, providing measurement of both forward and reverse power. Ideal for simultaneously monitoring a system's forward and reverse power and for reflectometer measurements. Unlike the Bi-Directional Coupler, the directivity of the Dual Directional Coupler is unaffected by the loads on the coupled ports.

Features:

High Power Wide Bandwidths Small Size Flat Coupling Custom Designs Available

Electrical Specifications:

Frequency: 500 - 3000 MHz
 Power: 500 W CW
 Coupling: 50 ± 1.0 dB Max.
 Flatness: ± 0.75 dB Max.
 Insertion Loss: 0.2 dB Max.
 VSWR (ML): 1.30:1 Max.
 Directivity: 20 dB Min.

Mechanical Specifications:

Type: Connectorized
 Material: Aluminum 6061-T6
 Surface Finish: Chem. Film Per MIL-DTL-5541F
 Type I Class 3 (Yellow Iridite)
 RoHS Compliant Available
 Operating Temperature: -55°C to +75°C
 Storage Temperature: -60°C to +85°C
 Humidity: 95% Non-Condensing
 Size: 3.0 x 3.0 x 1.09"


Connector Configurations:

Model	Input (J1)	Output (J2)	Fwd (J3)	Rev (J4)
C6265-10	N Female	N Female	N Female	N Female
C6265-12	N Female	N Female	SMA	SMA
C6265-20*	7/16 Female	7/16 Female	N Female	N Female
C6265-22*	7/16 Female	7/16 Female	SMA	SMA
C6265-23*	7/16 Female	7/16 Female	BNC	BNC
C6265-41	SC Female	SC Female	N Female	N Female
C6265-43	SC Female	SC Female	SMA	SMA
C6265-627*	7/16 Female	7/16 Male	N Female	N Female
C6265-714	N Male	N Female	N Female	N Female
C6265-727*	7/16 Male	7/16 Female	N Female	N Female
C6265-728*	7/16 Male	7/16 Female	SMA	SMA

(7/16 Mainline Connector option increases case height to 1.59")

Restriction on use, duplication, or disclosure of proprietary information. This document contains proprietary information which is the sole property of Werlatone, Inc.

Werlatone, Inc. 17 Jon Barrett Road Patterson, NY 12563 T:(845)278-2220 F:(845)278-3440 sales@werlatone.com www.werlatone.com

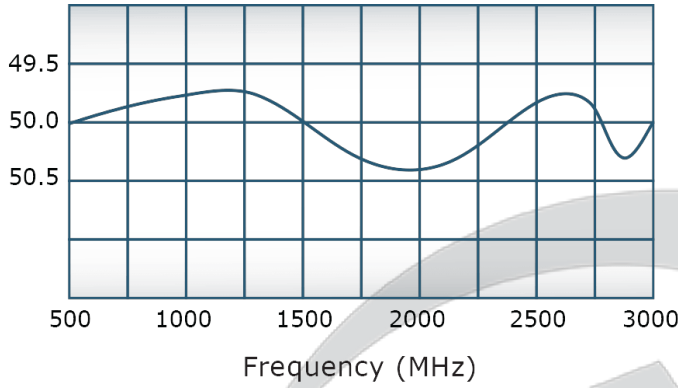


PRODUCT DATA SHEET

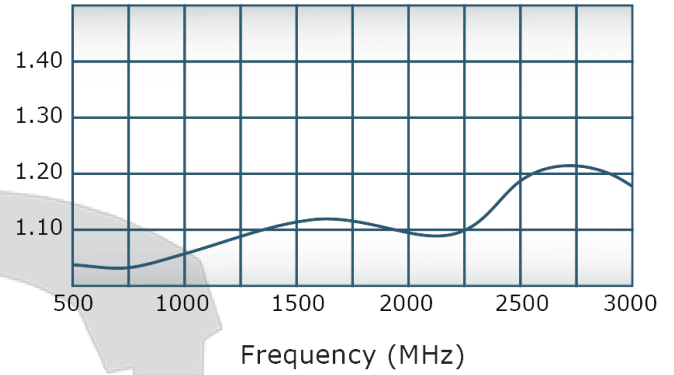
C6265

Performance Data (Specifications subject to change without notice):

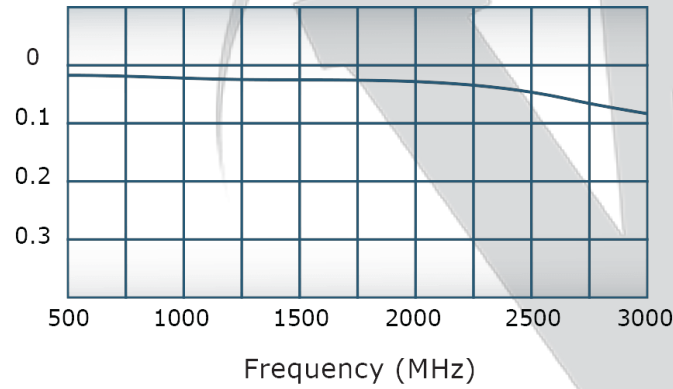
Coupling:



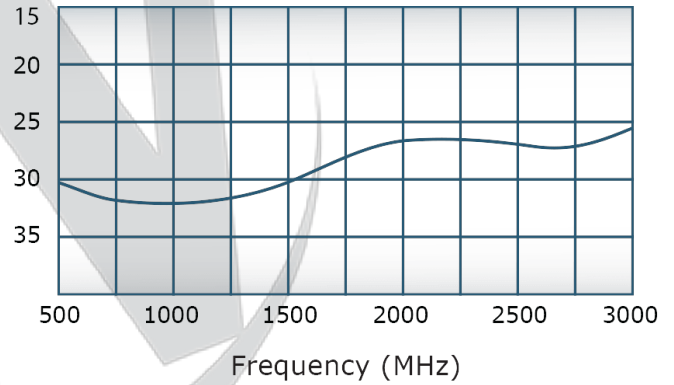
VSWR:



Insertion Loss:



Directivity:



Restriction on use, duplication, or disclosure of proprietary information. This document contains proprietary information which is the sole property of

Werlatone, Inc.

Werlatone, Inc. 17 Jon Barrett Road Patterson, NY 12563 T:(845)278-2220 F:(845)278-3440 sales@werlatone.com www.werlatone.com

RESTRICTION ON USE, DUPLICATION OR DISCLOSURE OF PROPRIETARY INFORMATION
 This document contains proprietary information which is the sole property of Werlatone, Inc.



REVISION HISTORY			
REV.	REVISION RECORD	DATE	APPROVED
A	ECN 9696	11/27/18	RB

- NOTES: UNLESS OTHERWISE SPECIFIED**
- MATERIAL: ALUMINUM 6061-T6**
 - FINISH: CHEM FILM PER MIL-DTL_5541F TYPE I CLASS 3 (YELLOW IRIDITE)**

UNLESS OTHERWISE SPECIFIED	OWN	DATE	WERLATONE SINCE 1965 17 Jon Barrett Rd Patterson, NY 12563
<ul style="list-style-type: none"> • INTERPRET DRAWING (AWW MIL-STD-100) • DIMENSIONING PER ASME Y14.5M-2009 • PARENTHESES INFO FOR REF ONLY • DIMENSIONS ARE IN INCHES • DIMENSIONAL UNITS APPLY BEFORE PROCESSES • TOLERANCES: <ul style="list-style-type: none"> ANGLES ± 2° 3 PL. ± .005 (1.3) 2 PL. ± .015 (1.3) • REMOVE ALL BURRS AND SHARP EDGES R.01 MAX • CONCENTRICITY MACHINED DIA: .002 FIM • MACHINE TOOL IMPACT: .003 MAX 	RH CHK ENGR MJD MFRGR QA REISE	7/5/2001 DATE 7/5/2001 DATE DATE DATE DATE	
TITLE	OUTLINE SIZE CAGE CODE DWG NO B 10379-505		REV A
SCALE	1:1		SHEET 1 OF 1

Restriction on use, duplication, or disclosure of proprietary information. This document contains proprietary information which is the sole property of Werlatone, Inc.
 Werlatone, Inc. 17 Jon Barrett Road Patterson, NY 12563 T:(845)278-2220 F:(845)278-3440 sales@werlatone.com www.werlatone.com