
**PRODUCT DATA SHEET**
**C6222**

**4-Port Dual Directional Coupler** employs two, 3-Port Uni-Directional Couplers, internally connected, in tandem, providing measurement of both forward and reverse power. Ideal for simultaneously monitoring a system's forward and reverse power and for reflectometer measurements. Unlike the Bi-Directional Coupler, the directivity of the Dual Directional Coupler is unaffected by the loads on the coupled ports.

**Features:**

High Power      Wide Bandwidths      Small Size      Flat Coupling      Custom Designs Available

**Electrical Specifications:**

Frequency:      25 - 500 MHz  
 Power:          5,250 W CW  
 Coupling:        60 ± 1.0 dB Max.  
 Insertion Loss: 0.05 dB Max.  
 Flatness:        ± 0.35 dB Max.  
 VSWR (ML):    1.15:1 Max.  
 Directivity:     30 dB Min.


**Mechanical Specifications:**

Type:              Connectorized  
 Material:         Aluminum 6061-T6  
 Surface Finish: Chem. Film Per MIL-DTL-5541F  
                          Type I Class 3 (Yellow Iridite)  
                          RoHS Compliant Available  
 Operating Temperature: -55°C to +75°C  
 Storage Temperature: -60°C to +85°C  
 Humidity:        95% Non-Condensing  
 Size:              3.0 x 3.0 x 1.09"

**Connector Configurations:**

Model	Input (J1)	Output (J2)	Fwd (J3)	Rev (J4)
C6222-10	N Female	N Female	N Female	N Female
C6222-12	N Female	N Female	SMA	SMA
C6222-20*	7/16 Female	7/16 Female	N Female	N Female
C6222-22*	7/16 Female	7/16 Female	SMA	SMA
C6222-23*	7/16 Female	7/16 Female	BNC	BNC
C6222-30*	LC Female	LC Female	N Female	N Female
C6222-43	SC Female	SC Female	SMA	SMA
C6222-48	SC Female	SC Male	N Female	N Female
C6222-64	HN Female	HN Female	BNC	BNC
C6222-71*	7/8" EIA	7/8" EIA	N Female	N Female
C6222-481	SC Male	SC Female	N Female	N Female

\*Starred options are 3.0 x 3.0 x 1.59"

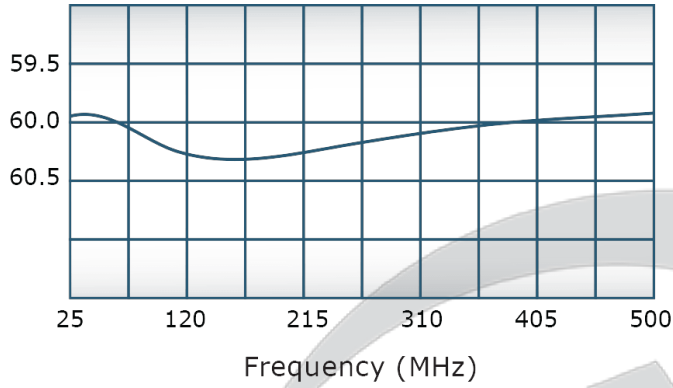


## PRODUCT DATA SHEET

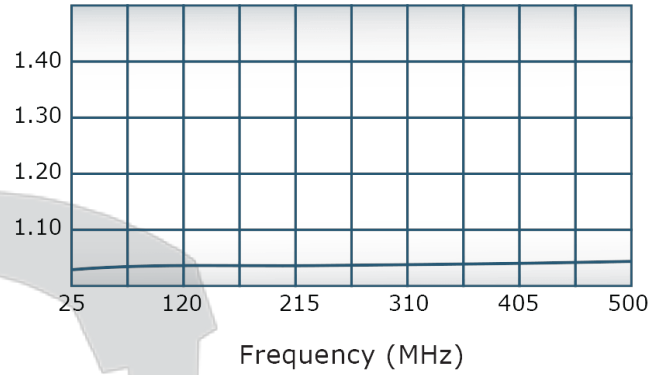
C6222

### Performance Data (Specifications subject to change without notice):

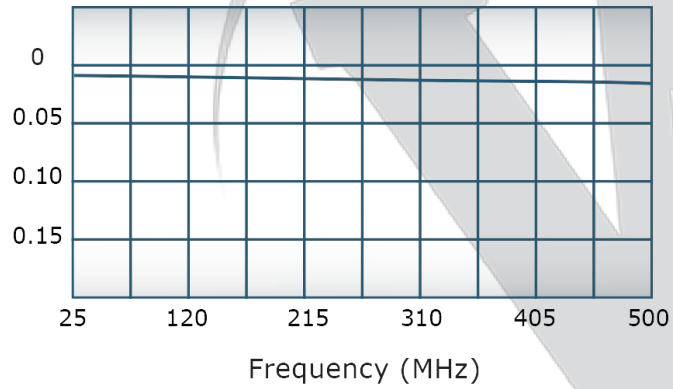
Coupling:



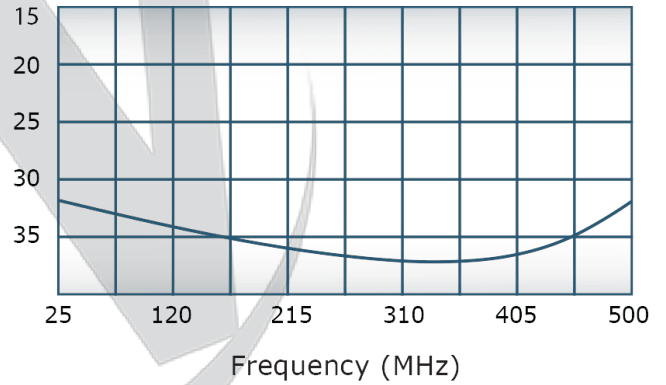
VSWR:



Insertion Loss:



Directivity:

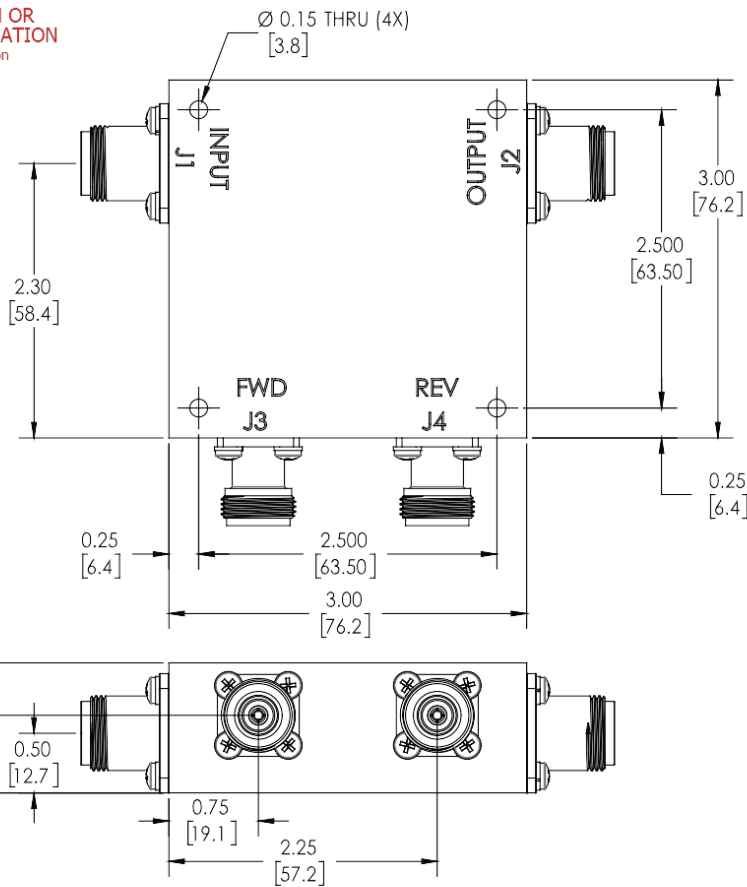


Restriction on use, duplication, or disclosure of proprietary information. This document contains proprietary information which is the sole property of

Werlatone, Inc.

Werlatone, Inc. 17 Jon Barrett Road Patterson, NY 12563 T:(845)278-2220 F:(845)278-3440 sales@werlatone.com www.werlatone.com

**RESTRICTION ON USE, DUPLICATION OR DISCLOSURE OF PROPRIETARY INFORMATION**  
 This document contains proprietary information which is the sole property of Werlatone, Inc.



REVISION HISTORY			
REV.	REVISION RECORD	DATE	APPROVED
A	ECN 9696	11/27/18	RB

**NOTES: UNLESS OTHERWISE SPECIFIED**

- MATERIAL: ALUMINUM 6061-T6**
- FINISH: CHEM FILM PER MIL-DTL\_5541F TYPE I CLASS 3 (YELLOW IRIDITE)**

UNLESS OTHERWISE SPECIFIED	OWN	DATE	<b>WERLATONE SINCE 1965</b> 17 Jon Barrett Rd Patterson, NY 12563
<ul style="list-style-type: none"> <li>• INTERPRET DRAWING (AWW MIL-STD-100)</li> <li>• DIMENSIONING PER ASME Y14.5M-2009</li> <li>• PARENTHETICAL INFO FOR REF ONLY</li> <li>• DIMENSIONS ARE IN INCHES</li> <li>• DIMENSIONAL LIMITS APPLY BEFORE PROCESSES</li> <li>• TOLERANCES:               <ul style="list-style-type: none"> <li>ANGLES ± 2°</li> <li>3 PL. ± .005 [1.3]</li> <li>2 PL. ± .015 [3.8]</li> </ul> </li> <li>• REMOVE ALL BURRS AND SHARP EDGES R.01 MAX</li> <li>• CONCENTRICITY MACHINED DIA: .002 FIM</li> <li>• MACHINE TOOL IMPACT: .003 MAX</li> </ul>	CHK	DATE	
	ENGR	DATE	TITLE
	MFG	DATE	<b>OUTLINE</b>
	QA	DATE	SIZE CAGE CODE DWG NO
	RELEASE	DATE	B 10379-505 A
NEXT ASSY	USED ON	SCALE	1:1
APPLICATION	THIRD ANGLE PROJECTION		SHEET 1 OF 1

Restriction on use, duplication, or disclosure of proprietary information. This document contains proprietary information which is the sole property of Werlatone, Inc.  
 Werlatone, Inc. 17 Jon Barrett Road Patterson, NY 12563 T:(845)278-2220 F:(845)278-3440 sales@werlatone.com www.werlatone.com