


PRODUCT DATA SHEET
C6154

4-Port Dual Directional Coupler employs two, 3-Port Uni-Directional Couplers, internally connected, in tandem, providing measurement of both forward and reverse power. Ideal for simultaneously monitoring a system's forward and reverse power and for reflectometer measurements. Unlike the Bi-Directional Coupler, the directivity of the Dual Directional Coupler is unaffected by the loads on the coupled ports.

Features:

High Power Wide Bandwidths Small Size Flat Coupling Custom Designs Available

Electrical Specifications:

Frequency: 2 - 50 MHz
 Power: 8,000 W CW
 Coupling: 60 ± 1.0 dB Max.
 Insertion Loss: 0.1 dB Max.
 Flatness: ± 0.5 dB Max.
 VSWR (ML): 1.10:1 Max.
 Directivity: 30 dB Min.

Mechanical Specifications:

Type: Connectorized
 Material: Aluminum 6061-T6
 Surface Finish: Chem. Film Per MIL-DTL-5541F
 Type I Class 3 (Yellow Iridite)
 RoHS Compliant Available
 Operating Temperature: -55°C to +75°C
 Storage Temperature: -60°C to +85°C
 Humidity: 95% Non-Condensing
 Size: 6.0 x 3.0 x 2.24"

Connector Configurations:

Model	Input (J1)	Output (J2)	Fwd (J3)	Rev (J4)
C6154-20	7/16 Female	7/16 Female	N Female	N Female
C6154-22	7/16 Female	7/16 Female	SMA	SMA
C6154-30	LC Female	LC Female	N Female	N Female
C6154-44	SC Female	SC Female	BNC	BNC
C6154-61	HN Female	HN Female	N Female	N Female
C6154-64	HN Female	HN Female	BNC	BNC
C6154-501	SQS Female	SQS Female	N Female	N Female

Werlatone® Broadband Dual, Uni, and Bi Directional RF Couplers are designed to tolerate the most stringent operating conditions associated with military and EMC testing environments. Many of our RF Directional Couplers, designated Mismatch Tolerant®, will operate continuously, at rated power, into a severe load mismatch condition. Our multi-octave Directional Couplers maintain exceptional coupling flatness, directivity, VSWR, and insertion loss.

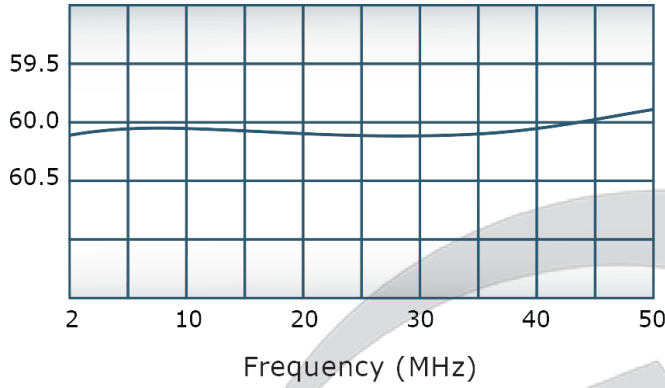


PRODUCT DATA SHEET

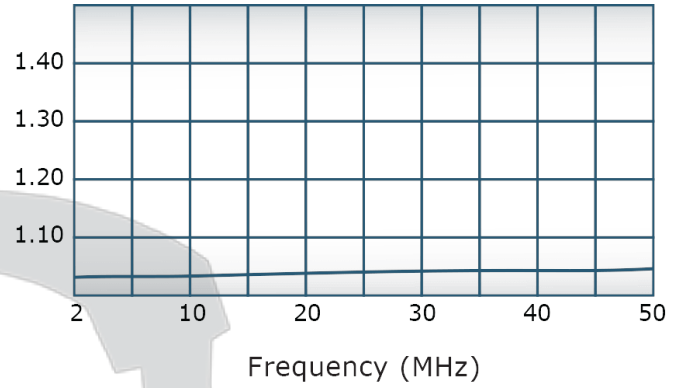
C6154

Performance Data (Specifications subject to change without notice):

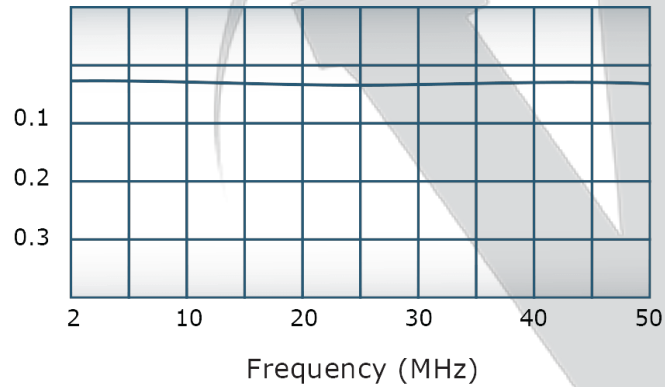
Coupling:



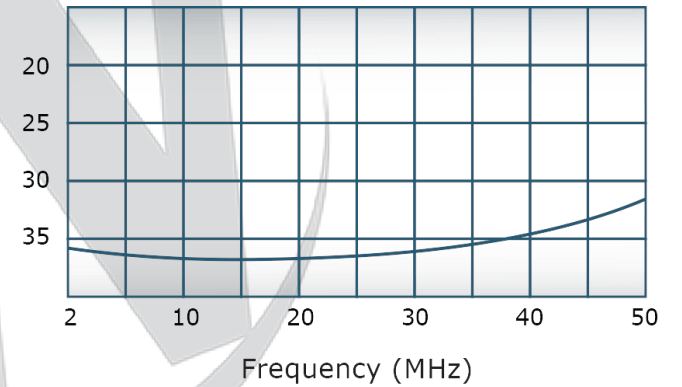
VSWR:



Insertion Loss:



Directivity:

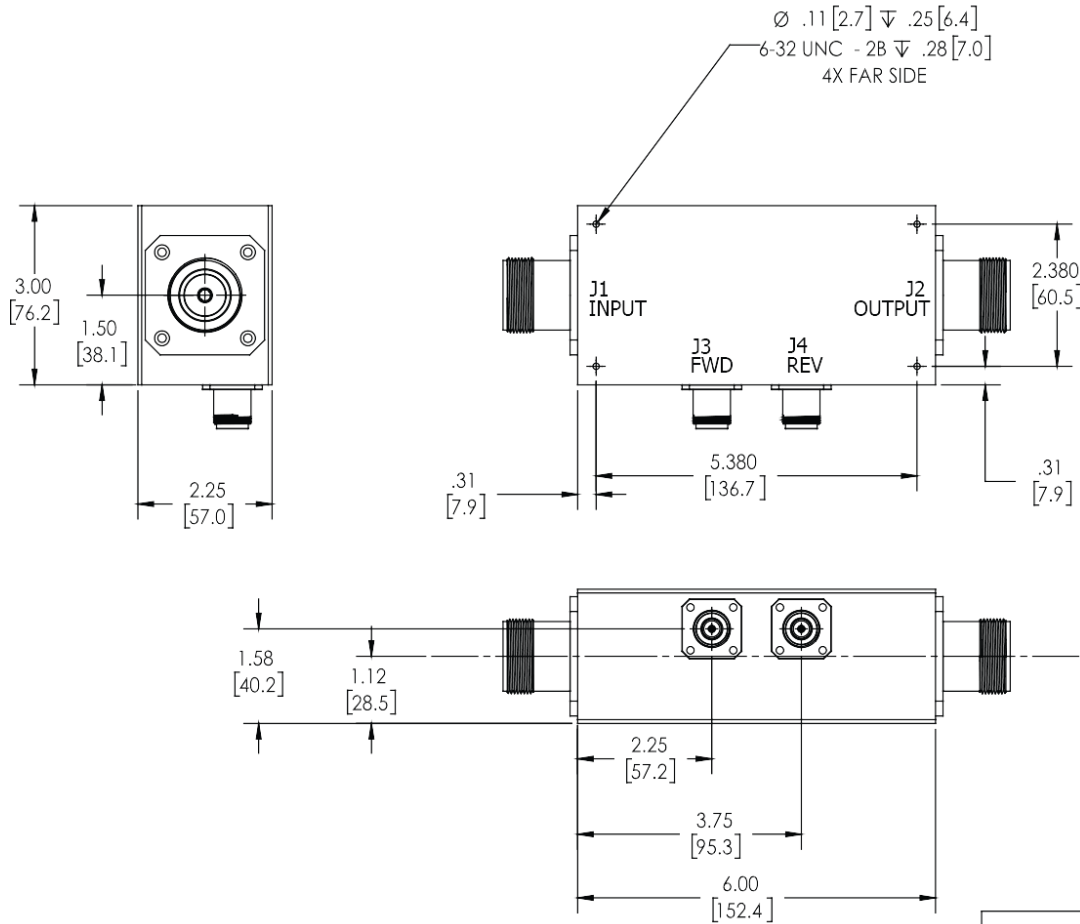


Restriction on use, duplication, or disclosure of proprietary information. This document contains proprietary information which is the sole property of Werlatone, Inc.

Werlatone, Inc. 17 Jon Barrett Road Patterson, NY 12563 T:(845)278-2220 F:(845)278-3440 sales@werlatone.com www.werlatone.com

RESTRICTION ON USE, DUPLICATION OR DISCLOSURE OF PROPRIETARY INFORMATION
 This document contains proprietary information which is the sole property of Werlatone, Inc.

REVISION HISTORY			
REV.	REVISION RECORD	DATE	APPROVED
-	INITIAL RELEASE	10/29/2018	CS



UNLESS OTHERWISE SPECIFIED	OWN	DATE	PLP	10/25/2018	17 Jon Barrett Rd Patterson, NY 12563
• INTERPRET DRAWING JAW MIL-STD-100	CHK	DATE	CS	10/29/2018	TITLE
• DIMENSIONING PER ASME Y14.3M-2009	ENGR	DATE	CS	10/29/2018	SIZE CASE CODE DWG NO
• PRESENT TOTAL DIMS FOR REF ONLY	MFR	DATE	B	28812	10396-500
• DIMENSIONS ARE IN INCHES (mm)	QA	DATE	SCALE	1:2	REV
• DIMENSIONAL LIMITS APPLY BEFORE PROCESSES	RLSE	DATE			SHEET 1 OF 1
• TOLERANCES:					
ANGLES: ± .2°					
2 PL ± .005 (1.3)					
2 PL ± .015 (-)					
• REMOVE ALL BURRS AND SHARP EDGES R.02 MAX					
• CONCENTRICITY MACHINED DIA: .002 FIM					
• MACHINE TOOL REPAIR/CH .003 MAX					
NEXT ASSY	USED ON	APPLICATION	THIRD ANGLE PROJECTION		

Restriction on use, duplication, or disclosure of proprietary information. This document contains proprietary information which is the sole property of Werlatone, Inc.
 Werlatone, Inc. 17 Jon Barrett Road Patterson, NY 12563 T:(845)278-2220 F:(845)278-3440 sales@werlatone.com www.werlatone.com