


PRODUCT DATA SHEET
C6145

4-Port Dual Directional Coupler employs two, 3-Port Uni-Directional Couplers, internally connected, in tandem, providing measurement of both forward and reverse power. Ideal for simultaneously monitoring a system's forward and reverse power and for reflectometer measurements. Unlike the Bi-Directional Coupler, the directivity of the Dual Directional Coupler is unaffected by the loads on the coupled ports.

Features:

High Power Wide Bandwidths Small Size Flat Coupling Custom Designs Available

Electrical Specifications:

Frequency: 0.01 - 400 MHz
 Power: 500 W CW
 Coupling: 50 ± 1.0 dB Max.
 Flatness: ± 0.5 dB Max.
 Insertion Loss: 0.5 dB Max.
 VSWR (ML): 1.30:1 Max.
 Directivity: 20 dB Min.

Mechanical Specifications:

Type: Connectorized
 Material: Aluminum 6061-T6
 Surface Finish: Chem. Film Per MIL-DTL-5541F
 Type I Class 3 (Yellow Iridite)
 RoHS Compliant Available
 Operating Temperature: -55°C to +75°C
 Storage Temperature: -60°C to +85°C
 Humidity: 95% Non-Condensing
 Size: 5.2 x 2.28 x 1.69"

Connector Configurations:

Model	Input (J1)	Output (J2)	Fwd (J3)	Rev (J4)
C6145-10	N Female	N Female	N Female	N Female
C6145-12	N Female	N Female	SMA	SMA
C6145-13	N Female	N Female	BNC	BNC
C6145-610	N Female	N Male	N Female	N Female
C6145-714	N Male	N Female	N Female	N Female

Werlatone® Broadband Dual, Uni, and Bi Directional RF Couplers are designed to tolerate the most stringent operating conditions associated with military and EMC testing environments. Many of our RF Directional Couplers, designated Mismatch Tolerant®, will operate continuously, at rated power, into a severe load mismatch condition. Our multi-octave Directional Couplers maintain exceptional coupling flatness, directivity, VSWR, and insertion loss.

Restriction on use, duplication, or disclosure of proprietary information. This document contains proprietary information which is the sole property of Werlatone, Inc.

Werlatone, Inc. 17 Jon Barrett Road Patterson, NY 12563 T:(845)278-2220 F:(845)278-3440 sales@werlatone.com www.werlatone.com

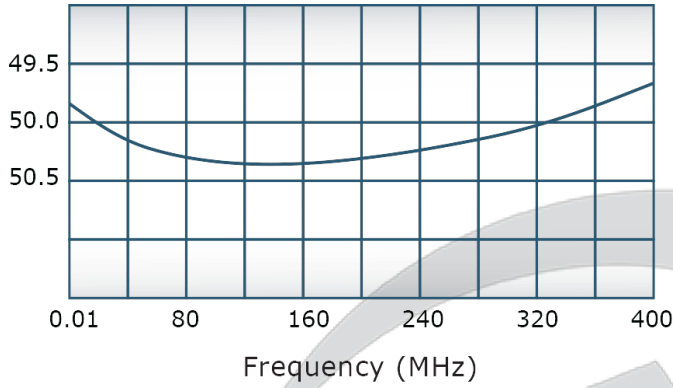


PRODUCT DATA SHEET

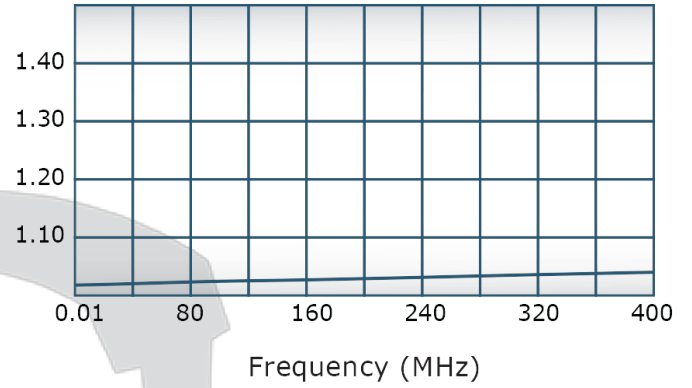
C6145

Performance Data (Specifications subject to change without notice):

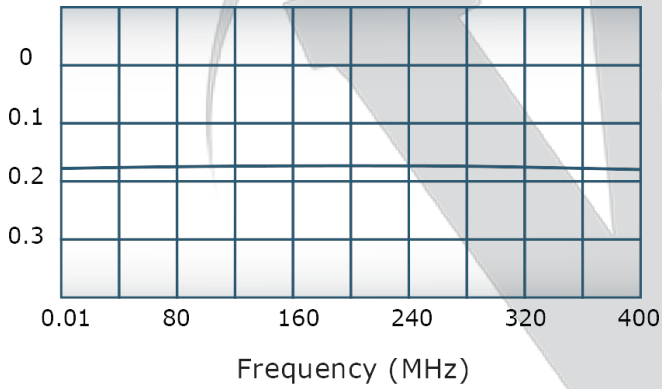
Coupling:



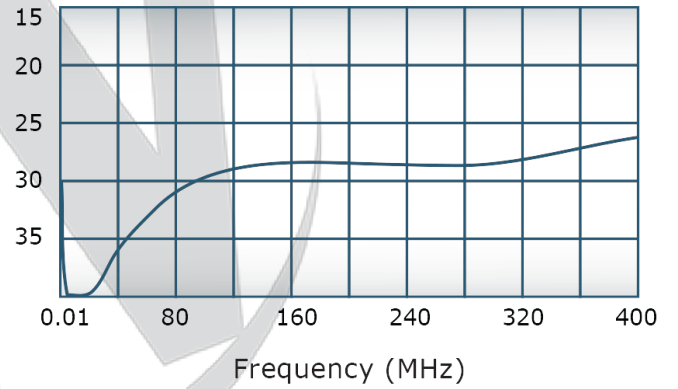
VSWR:



Insertion Loss:



Directivity:



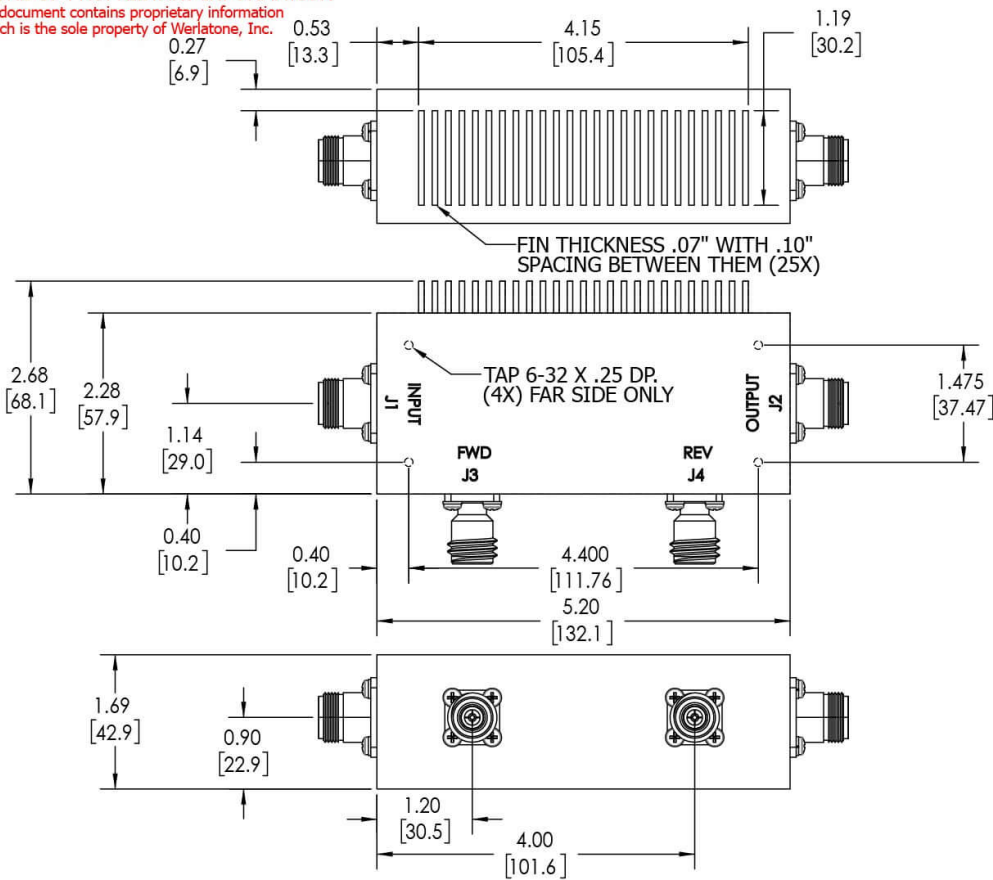
Restriction on use, duplication, or disclosure of proprietary information. This document contains proprietary information which is the sole property of

Werlatone, Inc.

Werlatone, Inc. 17 Jon Barrett Road Patterson, NY 12563 T:(845)278-2220 F:(845)278-3440 sales@werlatone.com www.werlatone.com

RESTRICTION ON USE, DUPLICATION OR DISCLOSURE OF PROPRIETARY INFORMATION

This document contains proprietary information which is the sole property of Werlatone, Inc.



REVISION HISTORY

REV.	REVISION RECORD	DATE	APPROVED
A	ECN 9696	11/28/18	RB

NOTES: UNLESS OTHERWISE SPECIFIED

- MATERIAL: ALUMINUM 6061-T6**
- FINISH: CHEM FILM PER MIL-DTL-5541F TYPE I CLASS 3 (YELLOW IRIDITE)**
- CONNECTORS:
J1, J2: N FEMALE
J3, J4: N FEMALE**

UNLESS OTHERWISE SPECIFIED		DWN	DATE	17 Jon Barrett Rd Patterson, NY 12563
INTERPRET DRAWING IAW MIL-STD-100	SD	2/11/2019		
DIMENSIONS PER ASME Y14.5M-2009	CHK	DATE	WERLATONE SINCE 1965	
PARENTHEetical INFO FOR REF ONLY	CS	2/11/2019	TITLE	
DIMENSIONS ARE IN INCHES	ENGR	DATE	OUTLINE	
DIMENSIONAL LINES APPLY BEFORE PROCESSES	CS	2/27/2002	SIZE	CAGE CODE
TOLERANCES:	INFR	DATE	B	10407-505
ANGLES ± 2°	QA	DATE	DWG NO	REV
3 PL ± .005 [13]	RLSE	DATE	1:1.5	A
2 PL ± .015 [38]				
REMOVE ALL BURRS AND SHARP EDGES R.01 MAX				
CONCENTRICITY MACHINED DIA: .002 FIM				
MACHINE TOOL MISMATCH .003 MAX.				
NEXT ASSY	USED ON	APPLICATION	THIRD ANGLE PROJECTION	SHEET 1 OF 1

Restriction on use, duplication, or disclosure of proprietary information. This document contains proprietary information which is the sole property of Werlatone, Inc.
 Werlatone, Inc. 17 Jon Barrett Road Patterson, NY 12563 T:(845)278-2220 F:(845)278-3440 sales@werlatone.com www.werlatone.com