
**PRODUCT DATA SHEET**
**C5279**

**4-Port Dual Directional Coupler** employs two, 3-Port Uni-Directional Couplers, internally connected, in tandem, providing measurement of both forward and reverse power. Ideal for simultaneously monitoring a system's forward and reverse power and for reflectometer measurements. Unlike the Bi-Directional Coupler, the directivity of the Dual Directional Coupler is unaffected by the loads on the coupled ports.

**Features:**

High Power      Wide Bandwidths      Small Size      Flat Coupling      Custom Designs Available

**Electrical Specifications:**

Frequency:            500 - 1000 MHz  
 Power:                50 W CW  
 Coupling:            30 ± 1.0 dB Max.  
 Flatness:             ± 0.3 dB Max.  
 Insertion Loss:      0.2 dB Max.  
 VSWR (ML):        1.20:1 Max.  
 Directivity:          25 dB Min.


**Mechanical Specifications:**

Type:                    Connectorized  
 Material:              Aluminum 6061-T6  
 Surface Finish:      Chem. Film Per MIL-DTL-5541F  
                               Type I Class 3 (Yellow Iridite)  
                               RoHS Compliant Available  
 Operating Temperature: -55°C to +75°C  
 Storage Temperature: -60°C to +85°C  
 Humidity:             95% Non-Condensing  
 Size:                    3.0 x 3.0 x 1.09"

**Connector Configurations:**

Model	Input (J1)	Output (J2)	Fwd (J3)	Rev (J4)
C5279-10	N Female	N Female	N Female	N Female
C5279-12	N Female	N Female	SMA	SMA
C5279-13	N Female	N Female	BNC	BNC
C5279-102	SMA	SMA	SMA	SMA

**Werlatone®** Broadband Dual, Uni, and Bi Directional RF Couplers are designed to tolerate the most stringent operating conditions associated with military and EMC testing environments. Many of our RF Directional Couplers, designated Mismatch Tolerant®, will operate continuously, at rated power, into a severe load mismatch condition. Our multi-octave Directional Couplers maintain exceptional coupling flatness, directivity, VSWR, and insertion loss.

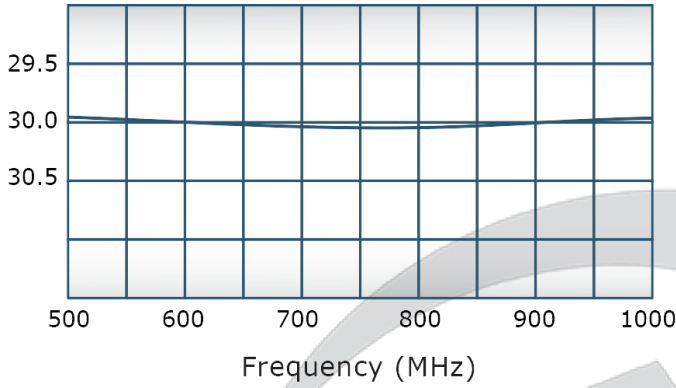


## PRODUCT DATA SHEET

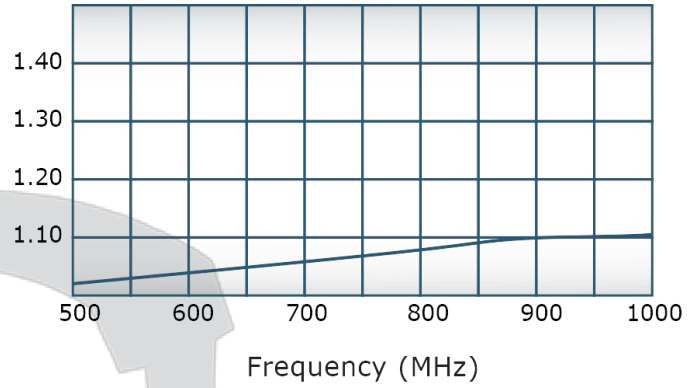
C5279

### Performance Data (Specifications subject to change without notice):

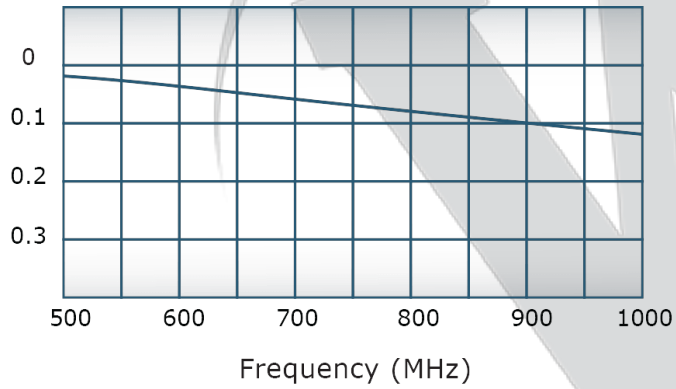
Coupling:



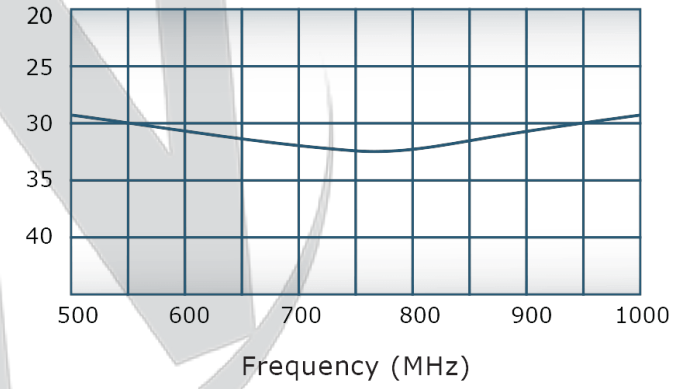
VSWR:



Insertion Loss:



Directivity:



Restriction on use, duplication, or disclosure of proprietary information. This document contains proprietary information which is the sole property of Werlatone, Inc.

Werlatone, Inc. 17 Jon Barrett Road Patterson, NY 12563 T:(845)278-2220 F:(845)278-3440 sales@werlatone.com www.werlatone.com

**RESTRICTION ON USE, DUPLICATION OR DISCLOSURE OF PROPRIETARY INFORMATION**  
 This document contains proprietary information which is the sole property of Werlatone, Inc.



REVISION HISTORY			
REV.	REVISION RECORD	DATE	APPROVED
A	ECN 9696	11/27/18	RB

- NOTES: UNLESS OTHERWISE SPECIFIED**
- MATERIAL: ALUMINUM 6061-T6**
  - FINISH: CHEM FILM PER MIL-DTL\_5541F TYPE I CLASS 3 (YELLOW IRIDITE)**

UNLESS OTHERWISE SPECIFIED		OWN	DATE	<b>WERLATONE SINCE 1965</b> 17 Jon Barrett Rd Patterson, NY 12563
• INTERPRET DRAWING JAW MIL-STD-130 • DIMENSIONING PER ASME Y14.5M-2009 • PARENTHESES INFO FOR REF ONLY • DIMENSIONS ARE IN INCHES • DIMENSIONAL LIMITS APPLY BEFORE PROCESSES • TOLERANCES: ANGLES ± 2° 3 PL. ± .005 [1.3] 2 PL. ± .015 [3.8] • REMOVE ALL BURRS AND SHARP EDGES R.03 MAX • CONCENTRICITY MACHINED DIA: .002 FIM • MACHINE TOOL IMPACT: .003 MAX		CHK	DATE	
NEXT ASSY		ENGR	DATE	<b>OUTLINE</b> TITLE SIZE CAGE CODE DWG NO <b>B 10379-505</b>
USED ON		MFG	DATE	
APPLICATION		QA	DATE	REV <b>A</b>
THIRD ANGLE PROJECTION		RELEASE	DATE	SCALE <b>1:1</b>
				SHEET <b>1</b> OF <b>1</b>

Restriction on use, duplication, or disclosure of proprietary information. This document contains proprietary information which is the sole property of Werlatone, Inc.  
 Werlatone, Inc. 17 Jon Barrett Road Patterson, NY 12563 T:(845)278-2220 F:(845)278-3440 sales@werlatone.com www.werlatone.com