
PRODUCT DATA SHEET
C5061

4-Port Dual Directional Coupler employs two, 3-Port Uni-Directional Couplers, internally connected, in tandem, providing measurement of both forward and reverse power. Ideal for simultaneously monitoring a system's forward and reverse power and for reflectometer measurements. Unlike the Bi-Directional Coupler, the directivity of the Dual Directional Coupler is unaffected by the loads on the coupled ports.

Features:

High Power Wide Bandwidths Small Size Flat Coupling Custom Designs Available

Electrical Specifications:

Frequency: 800 - 1000 MHz
 Power: 500 W CW
 Coupling: 30 ± 1.0 dB Max.
 Flatness: ± 0.2 dB Max.
 Insertion Loss: 0.1 dB Max.
 VSWR (ML): 1.10:1 Max.
 Directivity: 25 dB Min.

Mechanical Specifications:

Type: Connectorized
 Material: Aluminum 6061-T6
 Surface Finish: Chem. Film Per MIL-DTL-5541F
 Type I Class 3 (Yellow Iridite)
 RoHS Compliant Available
 Operating Temperature: -55°C to +75°C
 Storage Temperature: -60°C to +85°C
 Humidity: 95% Non-Condensing
 Size: 3.0 x 3.0 x 1.09"


Connector Configurations:

Model	Input (J1)	Output (J2)	Fwd (J3)	Rev (J4)
C5061-10	N Female	N Female	N Female	N Female
C5061-12	N Female	N Female	SMA	SMA
C5061-13	N Female	N Female	BNC	BNC
C5061-102	SMA	SMA	SMA	SMA

Werlatone® Broadband Dual, Uni, and Bi Directional RF Couplers are designed to tolerate the most stringent operating conditions associated with military and EMC testing environments. Many of our RF Directional Couplers, designated Mismatch Tolerant®, will operate continuously, at rated power, into a severe load mismatch condition. Our multi-octave Directional Couplers maintain exceptional coupling flatness, directivity, VSWR, and insertion loss.

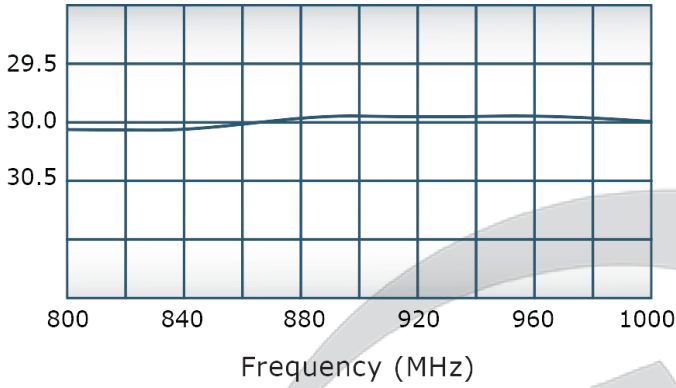
Restriction on use, duplication, or disclosure of proprietary information. This document contains proprietary information which is the sole property of Werlatone, Inc.

Werlatone, Inc. 17 Jon Barrett Road Patterson, NY 12563 T:(845)278-2220 F:(845)278-3440 sales@werlatone.com www.werlatone.com

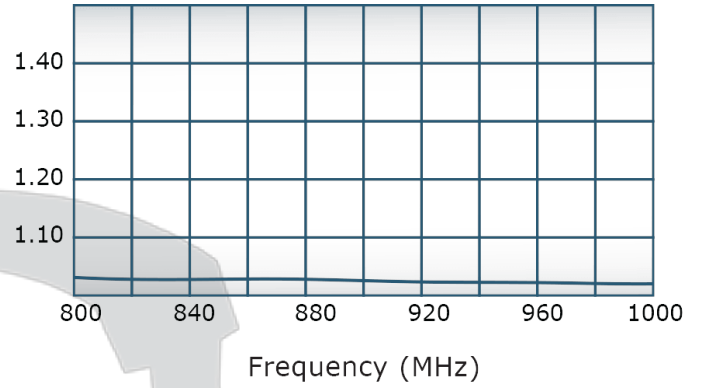


Performance Data (Specifications subject to change without notice):

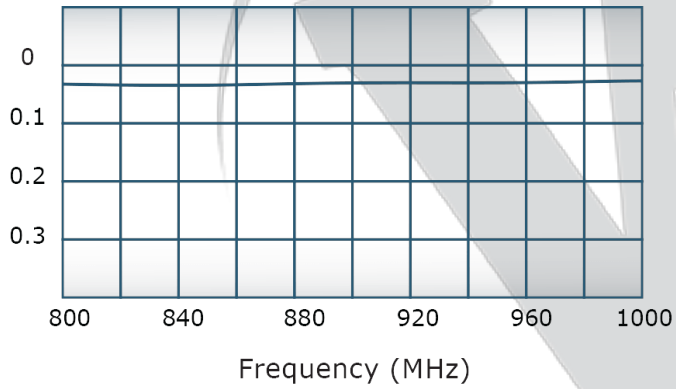
Coupling:



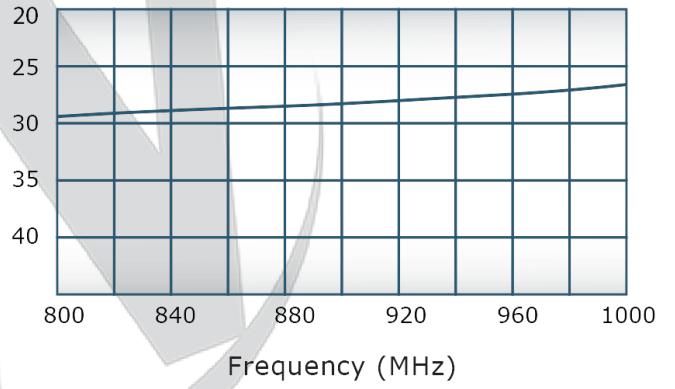
VSWR:



Insertion Loss:



Directivity:

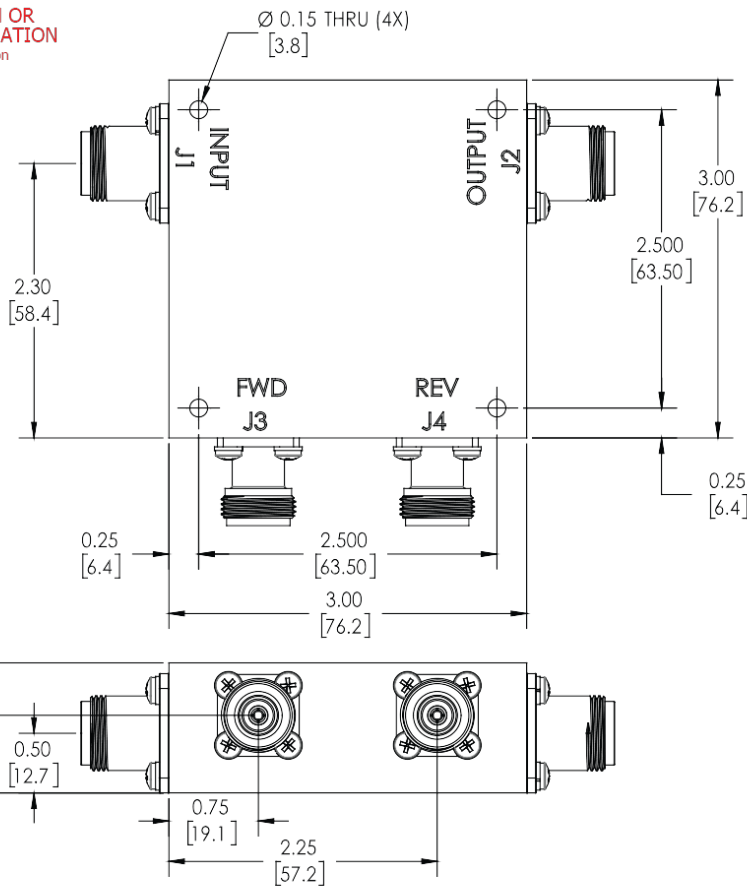


Restriction on use, duplication, or disclosure of proprietary information. This document contains proprietary information which is the sole property of

Werlatone, Inc.

Werlatone, Inc. 17 Jon Barrett Road Patterson, NY 12563 T:(845)278-2220 F:(845)278-3440 sales@werlatone.com www.werlatone.com

RESTRICTION ON USE, DUPLICATION OR DISCLOSURE OF PROPRIETARY INFORMATION
 This document contains proprietary information which is the sole property of Werlatone, Inc.



REVISION HISTORY			
REV.	REVISION RECORD	DATE	APPROVED
A	ECN 9696	11/27/18	RB

- NOTES: UNLESS OTHERWISE SPECIFIED**
- MATERIAL: ALUMINUM 6061-T6**
 - FINISH: CHEM FILM PER MIL-DTL_5541F TYPE I CLASS 3 (YELLOW IRIDITE)**

UNLESS OTHERWISE SPECIFIED		OWN	DATE	WERLATONE SINCE 1965 17 Jon Barrett Rd Patterson, NY 12563
• INTERPRET DRAWING JAW MIL-STD-130 • DIMENSIONING PER ASME Y14.5M-2009 • PARENTHESES INFO FOR REF ONLY • DIMENSIONS ARE IN INCHES • DIMENSIONAL UNITS APPLY BEFORE PROCESSES • TOLERANCES: ANGLES: ± 2° 3 PL. ± .005 (1.3) 2 PL. ± .015 (1.3) • REMOVE ALL BURRS AND SHARP EDGES R.01 MAX • CONCENTRICITY MACHINED DIA: .002 FIM • MACHINE TOOL IMPACT: .003 MAX		CHK	DATE	
NEXT ASSY		ENGR	DATE	TITLE
USED ON		MJ	7/5/2001	OUTLINE
APPLICATION		MFR	DATE	SIZE
THIRD ANGLE PROJECTION		QA	DATE	CAGE CODE
		RLSE	DATE	DWG NO
				B
				10379-505
				REV
				A
				SCALE
				1:1
				SHEET 1 OF 1

Restriction on use, duplication, or disclosure of proprietary information. This document contains proprietary information which is the sole property of Werlatone, Inc.
 Werlatone, Inc. 17 Jon Barrett Road Patterson, NY 12563 T:(845)278-2220 F:(845)278-3440 sales@werlatone.com www.werlatone.com