


**PRODUCT DATA SHEET**
**C10751**

**4-Port Dual Directional Coupler** employs two, 3-Port Uni-Directional Couplers, internally connected, in tandem, providing measurement of both forward and reverse power. Ideal for simultaneously monitoring a system's forward and reverse power and for reflectometer measurements. Unlike the Bi-Directional Coupler, the directivity of the Dual Directional Coupler is unaffected by the loads on the coupled ports.

**Features:**

High Power      Wide Bandwidths      Small Size      Flat Coupling      Custom Designs Available

**Electrical Specifications:**

Frequency:            700 - 4200 MHz  
 Power:                1000 W CW  
 Coupling:             60 ± 1.0 dB Max.  
 Insertion Loss:      0.2 dB Max.  
 Flatness:             ± 1.0 dB Max.  
 VSWR (ML):         1.35:1 Max.  
 Directivity:          18 dB Min.

**Mechanical Specifications:**

Type:                    Connectorized  
 Material:              Aluminum 6061-T6  
 Surface Finish:      Chem. Film Per MIL-DTL-5541F  
                               Type II Class 3 (Clear Iridite)  
                               RoHS Compliant Available  
 Operating Temperature: -55°C to +75°C  
 Storage Temperature: -60°C to +85°C  
 Humidity:             95% Non-Condensing  
 Size:                    2.15 x 2.0 x 1.36"

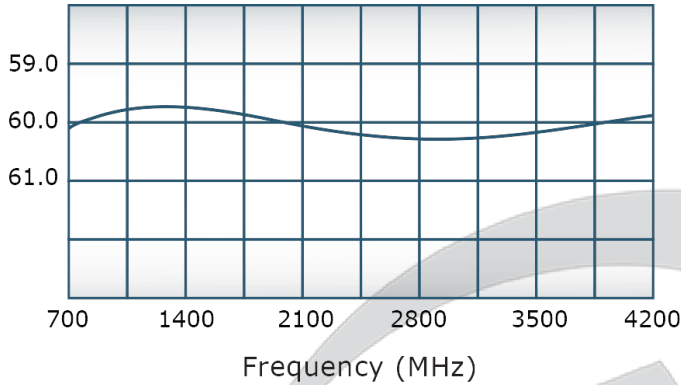
**Connector Configurations:**

Model	Input (J1)	Output (J2)	Fwd (J3)	Rev (J4)
C10751-20	7/16 Female	7/16 Female	N Female	N Female
C10751-22	7/16 Female	7/16 Female	SMA	SMA
C10751-727	7/16 Male	7/16 Female	N Female	N Female

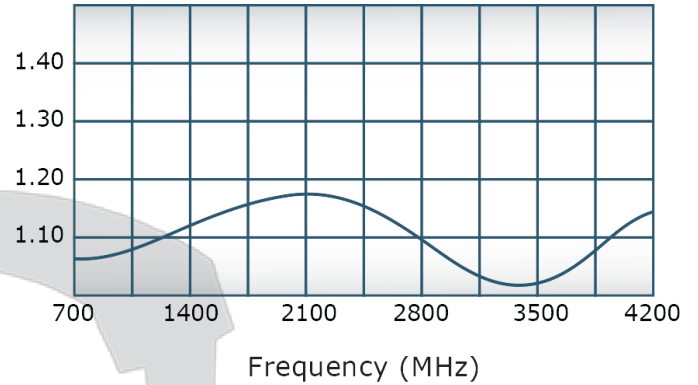
**Werlatone®** Broadband Dual, Uni, and Bi Directional RF Couplers are designed to tolerate the most stringent operating conditions associated with military and EMC testing environments. Many of our RF Directional Couplers, designated Mismatch Tolerant®, will operate continuously, at rated power, into a severe load mismatch condition. Our multi-octave Directional Couplers maintain exceptional coupling flatness, directivity, VSWR, and insertion loss.


**Performance Data (Specifications subject to change without notice):**

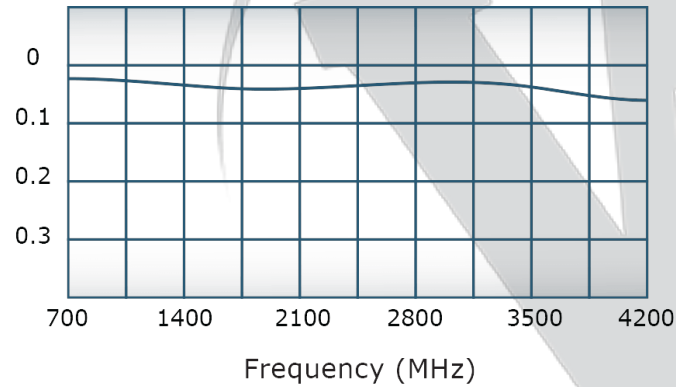
Coupling:



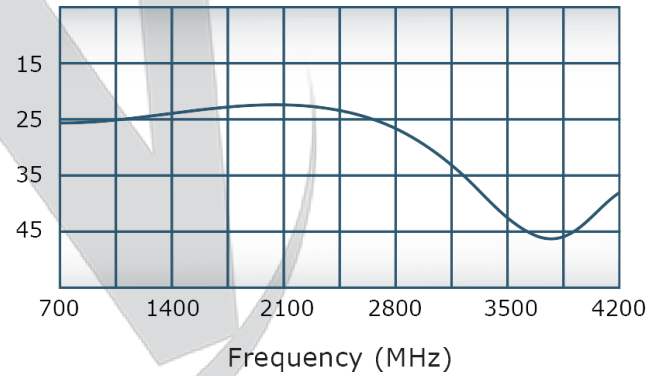
VSWR:



Insertion Loss:



Directivity:

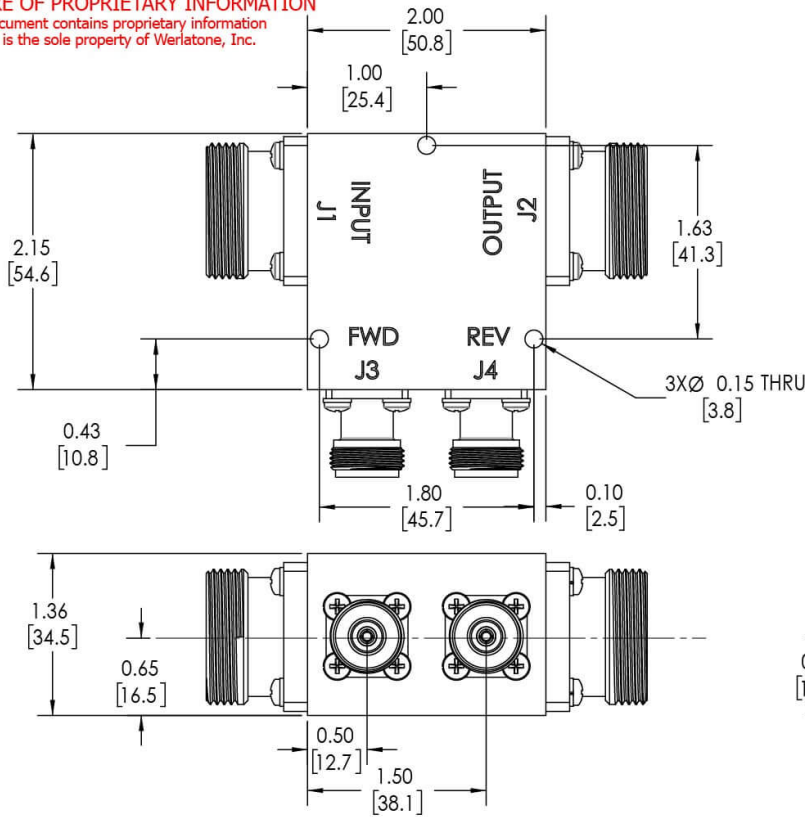


**RESTRICTION ON USE, DUPLICATION OR DISCLOSURE OF PROPRIETARY INFORMATION**  
 This document contains proprietary information which is the sole property of Werlatone, Inc.

REVISION HISTORY			
REV.	REVISION RECORD	DATE	APPROVED
-	INITIAL-RELEASE	5/8/2015	BW
A	ECN 9696	3/25/19	RB

**NOTES: UNLESS OTHERWISE SPECIFIED**

- MATERIAL: ALUMINUM 6061-T6**
- FINISH: CHEM FILM PER MIL-DTL-5541F TYPE I CLASS 3 (YELLOW IRIDITE)**
- CONNECTORS:**  
**J1,J2: 7/16 FEMALE**  
**J3,J4: N FEMALE**



UNLESS OTHERWISE SPECIFIED	DWN	DATE	17 Jon Barrett Rd Patterson, NY 12563
INTERPRET DRAWING IAW MIL-STD-100	SD	3/25/2019	WERLATONE SINCE 1965
DIMENSIONS PER ASME Y14.5M-2009	CHK	DATE	
PARENTHEetical INFO FOR REF ONLY	CS	3/25/2019	TITLE
DIMENSIONS ARE IN INCHES	ENGR	DATE	OUTLINE
DIMENSIONAL LINES APPLY BEFORE PROCESSES	INFR	DATE	SIZE CAGE CODE DWG NO
TOLERANCES:	QA	DATE	B 21316-500
ANGLES ± 2°	RLSE	DATE	SCALE 1:1
3 PL ± .005 [13]			REV A
2 PL ± .015 [38]			SHEET 1 OF 1
REMOVE ALL BURRS AND SHARP EDGES R.01 MAX			
CONCENTRICITY MACHINED DIA: .002 FIM			
MACHINE TOOL MISMATCH .003 MAX			

Restriction on use, duplication, or disclosure of proprietary information. This document contains proprietary information which is the sole property of Werlatone, Inc.  
 Werlatone, Inc. 17 Jon Barrett Road Patterson, NY 12563 T:(845)278-2220 F:(845)278-3440 sales@werlatone.com www.werlatone.com