


PRODUCT DATA SHEET
C10695

4-Port Dual Directional Coupler employs two, 3-Port Uni-Directional Couplers, internally connected, in tandem, providing measurement of both forward and reverse power. Ideal for simultaneously monitoring a system's forward and reverse power and for reflectometer measurements. Unlike the Bi-Directional Coupler, the directivity of the Dual Directional Coupler is unaffected by the loads on the coupled ports.

Features:

High Power Wide Bandwidths Small Size Flat Coupling Custom Designs Available

Electrical Specifications:

Frequency: 700 - 6500 MHz
 Power: 500 W CW
 Coupling: 50 ± 1.0 dB Max.
 Insertion Loss: 0.2 dB Max.
 Flatness: ± 0.75 dB Max.
 VSWR (ML): 1.35:1 Max.
 Directivity: 15 dB Min.

Mechanical Specifications:

Type: Connectorized
 Material: Aluminum 6061-T6
 Surface Finish: Chem. Film Per MIL-DTL-5541F
 Type I Class 3 (Yellow Iridite)
 RoHS Compliant Available
 Operating Temperature: -55°C to +75°C
 Storage Temperature: -60°C to +85°C
 Humidity: 95% Non-Condensing
 Size: 2.0 x 2.15 x 1.36"

Connector Configurations:

Model	Input (J1)	Output (J2)	Fwd (J3)	Rev (J4)
C10695-20	7/16 Female	7/16 Female	N Female	N Female
C10695-22	7/16 Female	7/16 Female	SMA	SMA
C10695-727	7/16 Male	7/16 Female	N Female	N Female
C10695-728	7/16 Male	7/16 Female	SMA	SMA
C10695-7724	7/16 Male	7/16 Male	SMA	SMA

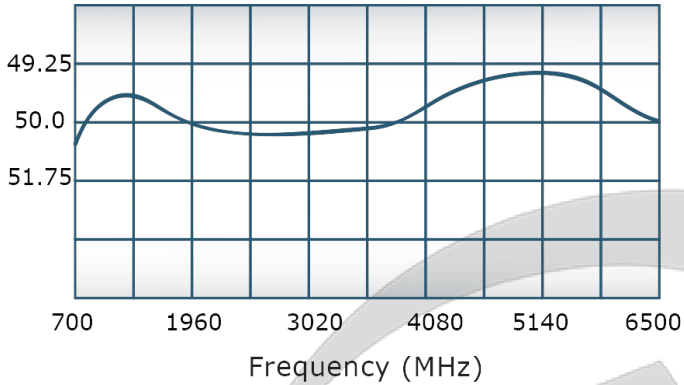
Werlatone® Broadband Dual, Uni, and Bi Directional RF Couplers are designed to tolerate the most stringent operating conditions associated with military and EMC testing environments. Many of our RF Directional Couplers, designated Mismatch Tolerant®, will operate continuously, at rated power, into a severe load mismatch condition. Our multi-octave Directional Couplers maintain exceptional coupling flatness, directivity, VSWR, and insertion loss.

Restriction on use, duplication, or disclosure of proprietary information. This document contains proprietary information which is the sole property of Werlatone, Inc.

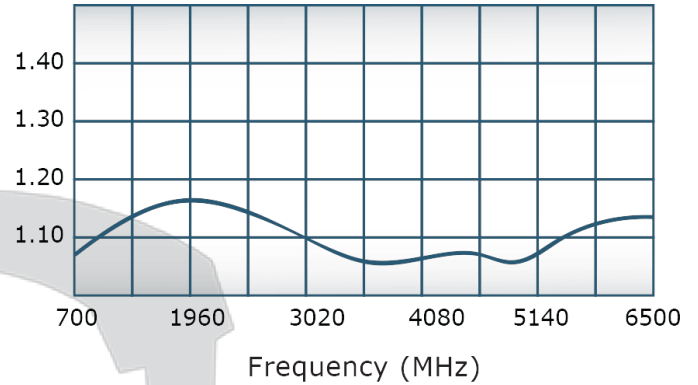
Werlatone, Inc. 17 Jon Barrett Road Patterson, NY 12563 T:(845)278-2220 F:(845)278-3440 sales@werlatone.com www.werlatone.com


PRODUCT DATA SHEET
C10695
Performance Data (Specifications subject to change without notice):

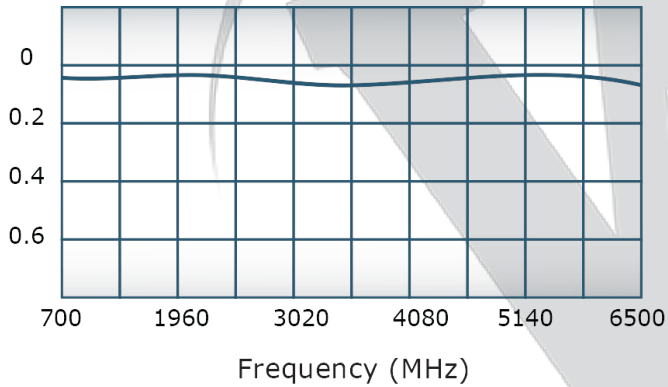
Coupling:



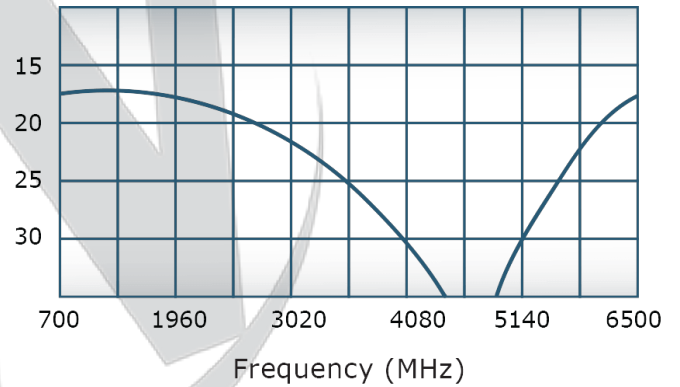
VSWR:



Insertion Loss:



Directivity:



Restriction on use, duplication, or disclosure of proprietary information. This document contains proprietary information which is the sole property of Werlatone, Inc.

Werlatone, Inc. 17 Jon Barrett Road Patterson, NY 12563 T:(845)278-2220 F:(845)278-3440 sales@werlatone.com www.werlatone.com

RESTRICTION ON USE, DUPLICATION OR DISCLOSURE OF PROPRIETARY INFORMATION

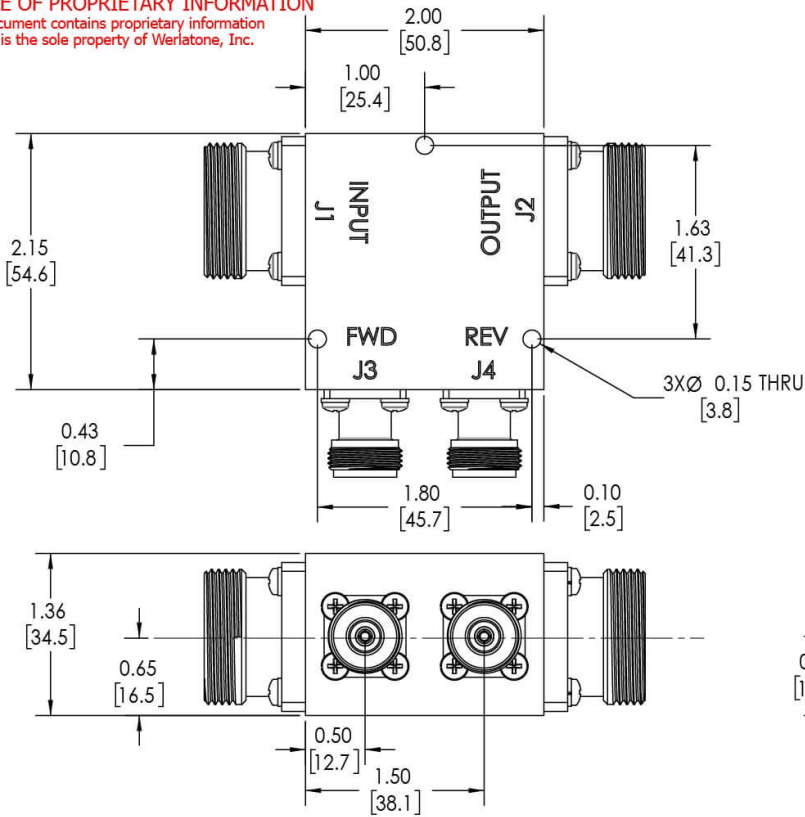
This document contains proprietary information which is the sole property of Werlatone, Inc.

REVISION HISTORY

REV.	REVISION RECORD	DATE	APPROVED
-	INITIAL-RELEASE	5/8/2015	BW
A	ECN 9696	3/25/19	RB

NOTES: UNLESS OTHERWISE SPECIFIED

- MATERIAL: ALUMINUM 6061-T6**
- FINISH: CHEM FILM PER MIL-DTL-5541F TYPE I CLASS 3 (YELLOW IRIDITE)**
- CONNECTORS:**
J1,J2: 7/16 FEMALE
J3,J4: N FEMALE



UNLESS OTHERWISE SPECIFIED		DWN	DATE	17 Jon Barrett Rd Patterson, NY 12563
INTERPRET DRAWING IN ACCORDANCE WITH MIL-STD-199		SD	3/25/2019	
DIMENSIONS FOR ASME Y14.5M-2009		CHK	DATE	WERLATONE SINCE 1965
PARENTHESES FOR REF ONLY		CS	3/25/2019	
DIMENSIONS ARE IN INCHES		ENGR	DATE	TITLE
DIMENSIONAL LINES APPLY BEFORE PROCESSES		INFR	DATE	
TOLERANCES:		QA	DATE	SIZE
ANGLES = 2°		RLSE	DATE	CAGE CODE
3 PL ± .005 (1.3)				DWG NO
2 PL ± .015 (1.38)				REV
REMOVE ALL BURRS AND SHARP EDGES R.01 MAX				B
CONCENTRICITY MACHINED DIA: .002 FIM				21316-500
MACHINE TOOL MISMATCH .003 MAX				A
NEXT ASSY	USED ON	THIRD ANGLE PROJECTION		SCALE
				1:1
APPLICATION				SHEET 1 OF 1

Restriction on use, duplication, or disclosure of proprietary information. This document contains proprietary information which is the sole property of Werlatone, Inc.
 Werlatone, Inc. 17 Jon Barrett Road Patterson, NY 12563 T:(845)278-2220 F:(845)278-3440 sales@werlatone.com www.werlatone.com