


PRODUCT DATA SHEET
C10112

3-Port Uni-Directional Coupler: Consists of a main line and a coupled line. One end of the coupled line is internally terminated, while the other end serves as a coupled port. Ideal for sampling and monitoring power in one direction at a given time. It is necessary to physically reverse the orientation of the unit to change from a forward to a reverse power measurement

Features:

High Power Wide Bandwidths Small Size Flat Coupling Custom Designs Available

Electrical Specifications:

Frequency: 10 - 500 MHz
 Power: 100 W CW
 Coupling: 40 ± 1.0 dB Max.
 Insertion Loss: 0.5 dB Max.
 Flatness: ± 0.5 dB Max.
 VSWR (ML): 1.30:1 Max.
 Directivity: 20 dB Min.

Mechanical Specifications:

Type: Connectorized
 Material: Aluminum 6061-T6
 Surface Finish: Chem. Film Per MIL-DTL-5541F
 Type I Class 3 (Yellow Iridite)
 RoHS Compliant Available
 Operating Temperature: -55°C to +75°C
 Storage Temperature: -60°C to +85°C
 Humidity: 95% Non-Condensing
 Size: 5.0 x 2.0 x 1.51"

Connector Configurations:

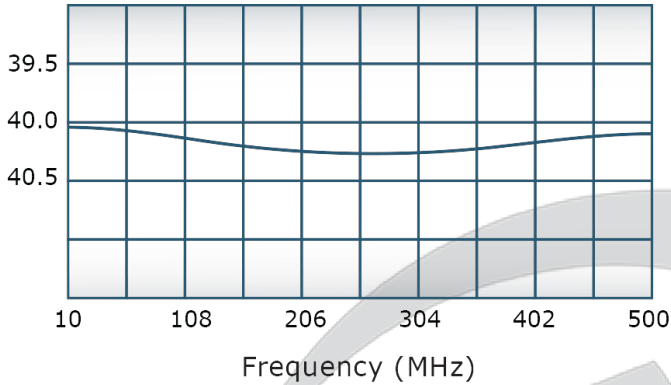
Model	Input (J1)	Output (J2)	Fwd (J3)
C10112-10	N Female	N Female	N Female
C10112-12	N Female	N Female	SMA
C10112-13	N Female	N Female	BNC
C10112-102	SMA	SMA	SMA

Werlatone® Broadband Dual, Uni, and Bi Directional RF Couplers are designed to tolerate the most stringent operating conditions associated with military and EMC testing environments. Many of our RF Directional Couplers, designated Mismatch Tolerant®, will operate continuously, at rated power, into a severe load mismatch condition. Our multi-octave Directional Couplers maintain exceptional coupling flatness, directivity, VSWR, and insertion loss.

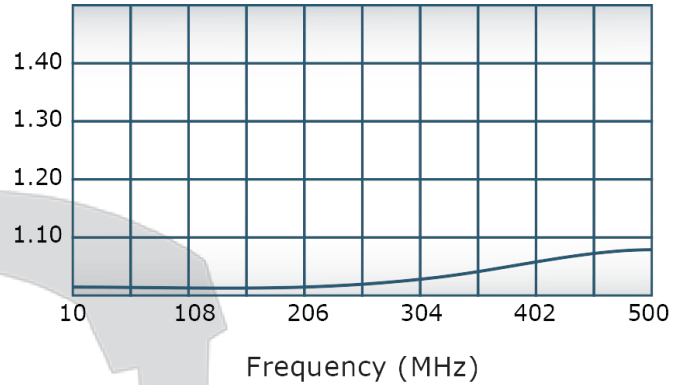


Performance Data (Specifications subject to change without notice):

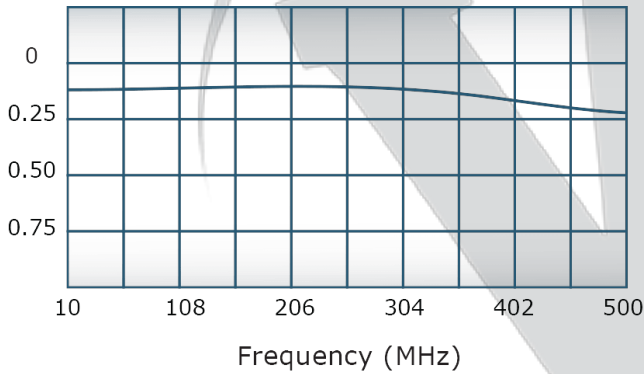
Coupling:



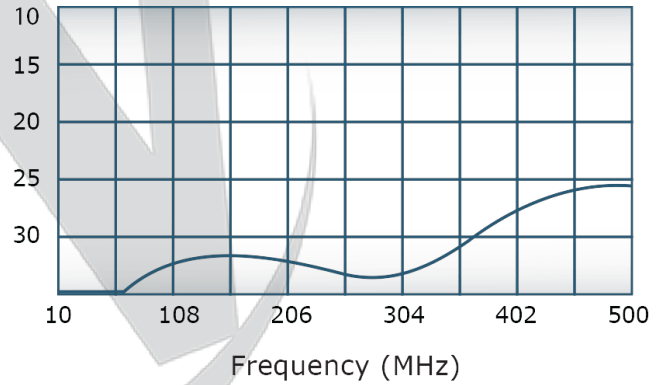
VSWR:



Insertion Loss:



Directivity:



Restriction on use, duplication, or disclosure of proprietary information. This document contains proprietary information which is the sole property of

Werlatone, Inc.

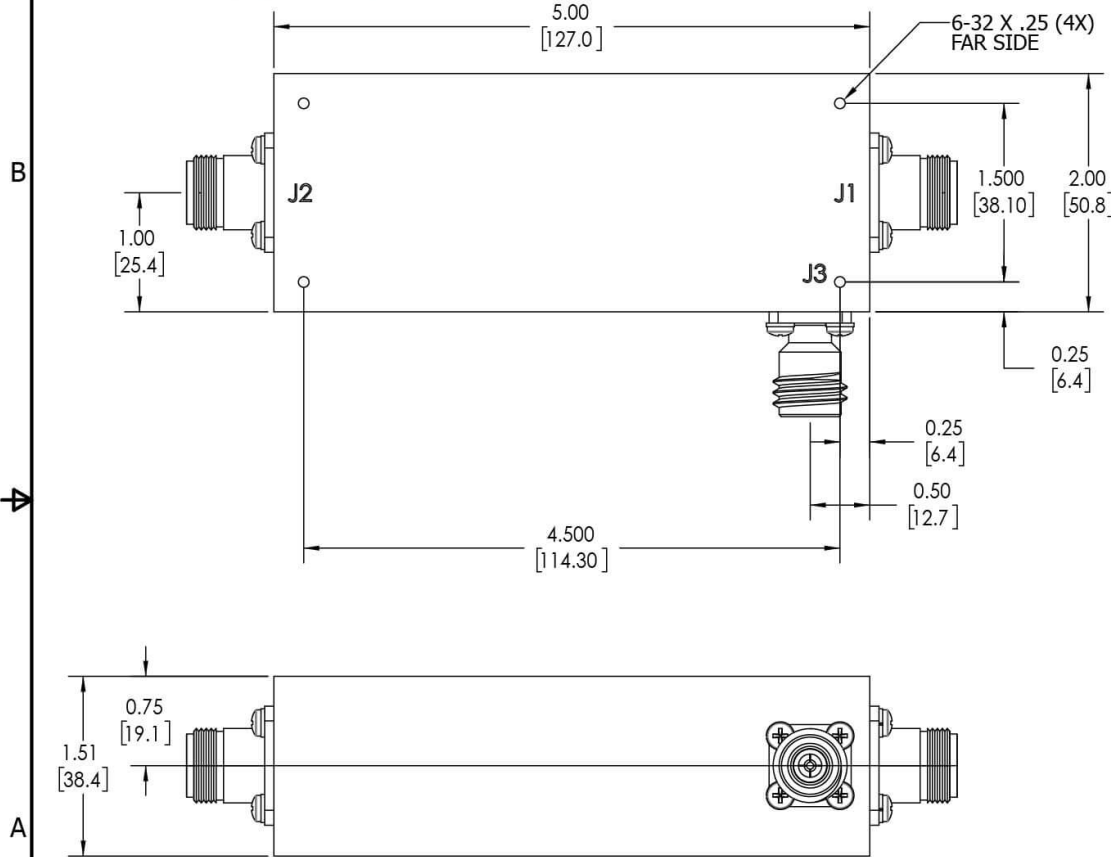
Werlatone, Inc. 17 Jon Barrett Road Patterson, NY 12563 T:(845)278-2220 F:(845)278-3440 sales@werlatone.com www.werlatone.com

RESTRICTION ON USE, DUPLICATION OR DISCLOSURE OF PROPRIETARY INFORMATION
 This document contains proprietary information which is the sole property of Werlatone, Inc.

REVISION HISTORY			
REV.	REVISION RECORD	DATE	APPROVED
-	INITIAL RELEASE	7/22/2014	SC
A	ECN9696	5/15/2019	RB

NOTES: UNLESS OTHERWISE SPECIFIED

- MATERIAL: ALUMINUM 6061-T6**
- FINISH: CHEM FILM PER MIL-DTL-5541F TYPE I CLASS 3 (YELLOW IRIDITE)**
- CONNECTORS:**
 J1-J3: N FEMALE
 J1-INPUT; J2-OUTPUT
 J3-FWD



UNLESS OTHERWISE SPECIFIED		DWN	DATE	17 Jon Barrett Rd Patterson, NY 12563
INTERPRET DRAWING IAW MIL-STD-100	SD	5/14/2019		
DIMENSIONS PER ASME Y14.5M-2009	CHK	DATE		
PARENTHEetical INFO FOR REF ONLY	CS	5/14/2019		
DIMENSIONS ARE IN INCHES	ENGR	DATE		
DIMENSIONAL LIMITS APPLY BEFORE PROCESSES	INFR	DATE		
TOLERANCES:	QA	DATE		
ANGLES ± 2°	RLSE	DATE		
3 PL ± .005 [13]				
2 PL ± .015 [38]				
REMOVE ALL BURRS AND SHARP EDGES R.01 MAX				
CONCENTRICITY MACHINED DIA: .002 FIM				
MACHINE TOOL MISMATCH .003 MAX.				
NEXT ASSY	USED ON	TITLE OUTLINE		
APPLICATION	THIRD ANGLE PROJECTION	SIZE	CAGE CODE	DWG NO
		B	20676-501	REV B
		SCALE	SHEET 1 OF 1	
		1:1		

Restriction on use, duplication, or disclosure of proprietary information. This document contains proprietary information which is the sole property of Werlatone, Inc.
 Werlatone, Inc. 17 Jon Barrett Road Patterson, NY 12563 T:(845)278-2220 F:(845)278-3440 sales@werlatone.com www.werlatone.com